



METALWARE

5735 Place Turcot, Montréal, QC H4C 1V9 | info@metalware.ca | 514.937.9533 | metalware.ca



Metal that works

Strength • Support • Integrity

Integrated Modular Drawer

metalware.ca


/ Features

1. Compatible

Fully compatible and adjustable with all Interlok units

2. Full-height drawer sides & face front

Feel confident that your wares are stored exactly where they need to be



3. Ergonomic Design

Non-slip ergonomic handle design for easy grip and secure hold



Metalware is proud to introduce the newest product in our Interlok category: the Integrated Modular Drawer. Saving more space while maximizing storage capacity and ease of access has never been easier. This drawer system answers a wide range of storage needs while occupying a smaller footprint. Made of superior 18 GA steel and built to last, Metalware's latest offering combines strength and durability for years to come, with a design that is as unique as your needs.


This heavy-duty welded drawer can easily hold up to a total of 450 lbs and can easily be integrated with all current Interlok shelving units, maximizing your existing storage space. The drawer unit is framed within your Interlok shelves using adaptor brackets for added security and unparalleled strength. The boxed drawer-sides and Delrin Roller rail-system increases coverage and support of your goods, while the full-length ergonomic handle provides easy grip for effortless pull-push maneuverability. Maximize each drawer space with 20 GA steel drop-in dividers offered in a variety of configurations. The powder-coated finish adds to the streamlined and functional design.

1

2

3

4



4. Drop-in Dividers

Each drawer includes drop-in dividers offered in a variety of configurations to compartmentalize and maximize your storage needs

/ Specifications

Model name	Integrated Modular Drawer
Category	Drawer unit for Interlok shelves
Depth (inches)	18" or 24"
Width (inches)	36" W or 48" W
Drawer height (inches)	3" - 4" - 6" - 8" - 10" - 12"
Drawer capacity (each)	450 lbs
Colors available	Light grey, red, blue
Custom colors available	Yes

5. Extendable




Complete extension with sliding pull-out and push back for easy viewing and accessibility / self-close with 450 lbs capacity per drawer

6. Superior Construction

Exceptional quality, designed to last and built to the highest standards of Metalware construction

7. Guarantee

Each Metalware drawer is backed by a 5 (five) year limited warranty against manufacturer's defects



Get in Touch

Metalware is here to work with you to bring to life any project imaginable. Get us started on your next project by sending us an email at info@metalware.ca or calling us at 1-514-937-9533.