

# EASYUP 7000 SHELVING



**Ideal open-type boltless long span shelving system**  
**Front and back beams for heavy loads**  
**Four basic inter-locking components only**

# EASYUP 7000 SHELVING STORAGE SYSTEMS



## LONG SPAN EZ-RECT COMPATIBLE STEEL SHELVING (BULK STORAGE)

EASYUP 7000 is the ideal universal shelving system designed for hand loading of large size or heavy merchandise. EU7000 shelving features open accessibility from all sides as no cross bracing is required.

**Shelf Size Range:** From 12" x 36" to 48" x 96"  
Capability of 96" x 96" with back to back units.

**Beam Variety:** Selection from the most economical beam to 2,000 Lbs. load capacity per level



## ARCHIVE STORAGE

EASYUP 7000 shelving systems provide the most economical storage for Banker Boxes (letter and legal size) Tapes, X-Rays and Medical Records. Beam sizes and capacity have been specifically developed for maximum storage utilization.

**Application:** Store boxes single height and depth.

**Further Space Savings:** Store boxes double high and double deep.

**High Rise:** Heavy Duty end frames allow for Mezzanines and High Rise Picker Systems.

**Access:** From all sides and back to back units.

### STANDARD BANKER BOX UNITS

SHELF SIZE (in)	CONFIGURATION	NO. OF BOXES	SHELF CENTRES
15" x 66"	1 deep / 2 high	10	24"
30" x 66"	2 deep / 2 high	20	24"

\* Capacities based on 35 Lbs. per box  
Box size 13"w x 15"-3/4"d x 10-1/2"h

## GARMENT AND RETAIL BULK STORAGE

EASYUP 7000 garment and display racks allow garment rods and storage shelves to be integrated into any unit.

**Installation:** Rods either fixed permanently at specific heights or boltless for Quick adjustability.

**High Capacity Rods:** Available for heavy garments; lengths up to 72".



## CUSTOMIZED STORAGE SYSTEM AVAILABLE:

- Mobile Storage Systems
- Medical Record Storage
- Radiology Storage
- Tape, Cassette and Reel Storage
- Hanging Storage
- Firearms and Evidence Storage
- Map Storage

- Registry Storage
- Art and Artifact Storage
- Rolling Stock and Carts
- Drug and Food Storage
- Fabric and Garment Storage
- Display Storage
- Tool Storage

**OUR STRENGTH IS OUR PRODUCT**

# EASYUP 7000 SHELVING

## ASSEMBLY COMPONENTS



PT - POST

CM - CROSS MEMBER

LD - LIGHT DUTY BEAM

MD - MEDIUM DUTY BEAM

HD - HEAVY DUTY BEAM

WT - COMBINATION SHELF  
SUPPORT / TIE BAR

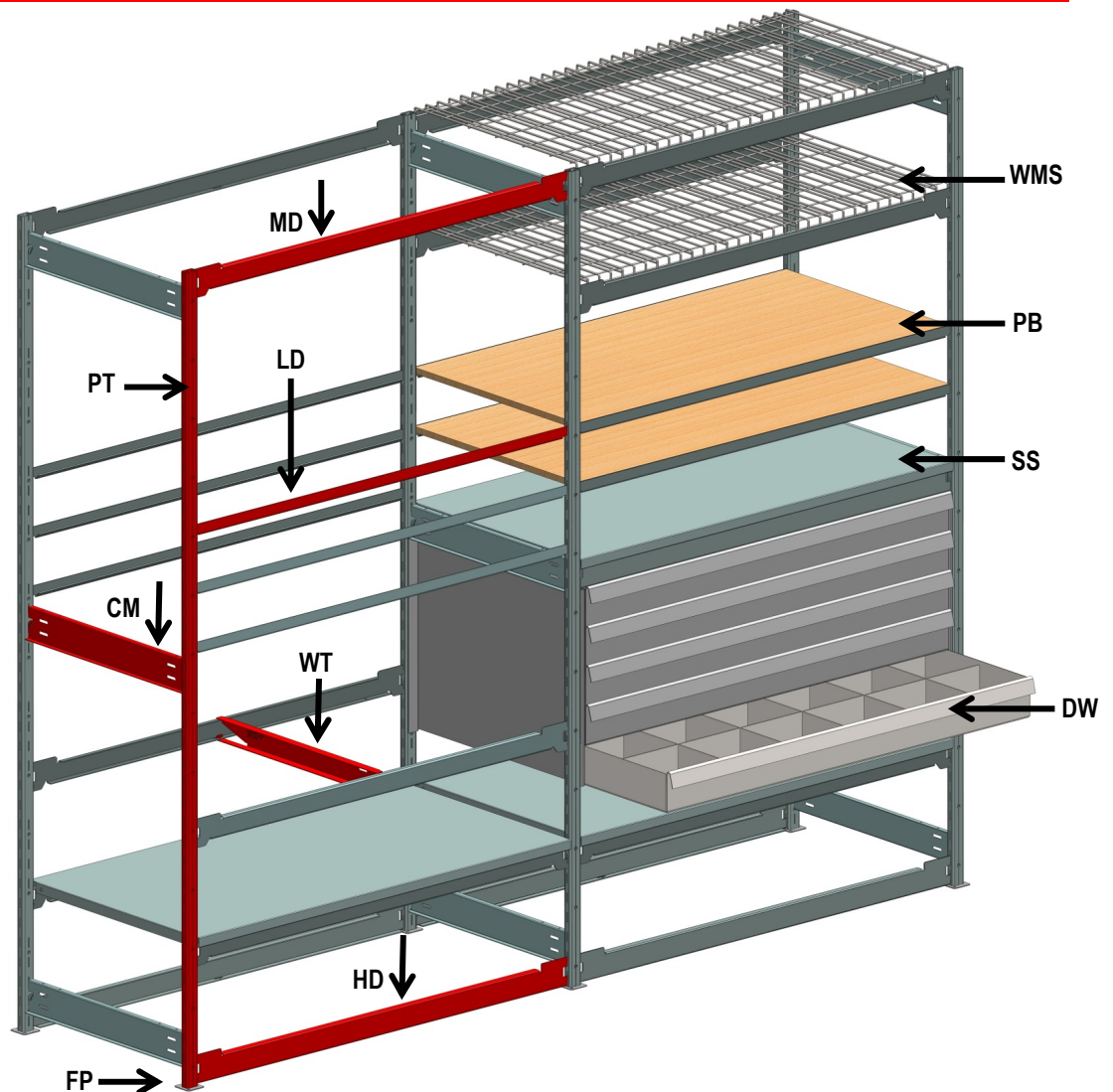
WMS - WIRE MESH SHELF

PB - PARTICLE BOARD  
SHELF

SS - STEEL SHELF

FP - FOOT PLATE

DW - DRAWER INSERT



### ADVANCED FEATURES:

#### NEW GENERATION OF SHELVING

- Complete boltless and clipless for quickest assembly.
- Accessibility from all sides since no 'X' bracing required.
- Common Posts reduce cost for Add-On Units.
- Shelves can be easily re-adjusted after being installed.
- Back to back installation without gap and tight against a wall.
- Post and Cross Members lock together in both planes to form a rigid end frame with high load capacities.
- Beams accept: economical wood, steel or wire mesh shelves.
- Knocked down type end frames allow for height, capacity and depth adjustability at any time.
- Diverse accessories allow for expansion without using more floor space.
- EZ-Rect compatible.
- EASYUP is shipped knocked down to reduce freight cost.

### FOUR MAIN COMPONENTS

**COMMON POST:** Are 12 gauge, one piece impact resistant and squared for strength with rounded corners for safety. Posts are slotted on 2" centres for Beams and have holes on 6" centres for back bolting, wall anchoring or for aid in Beam positioning. For High-Rise systems or 3-Tier Mezzanines, posts can be doubled up at lower levels for increased load capacities.

**CROSS MEMBERS:** Are 'Z' shaped, with a patented Safety Locking Tab which can be unlocked again to interchange sizes and adjust depths.

**BEAMS:** Double-Hook Beams on top and bottom to provide complete lateral rigidity without the interference and cost of bracing. Three types of beams are available from single to double hooking heavy duty beams, to match shelf load requirements with minimum beam size.

**SHELVES:** Reinforced with our all in one combination Shelf Support / Tie Bar. Particle Board shelves offer strength and economy. Steel shelves lock over beams acting as reinforcement. Wire Mesh shelves allow passage of air, light and water and will not retain dust or debris.

# EASYUP 7000 SHELVING

## COMPONENTS




### POSTS: (ESPT)

Slotted on 2" centers on two sides, to achieve the desired shelf level. For layout add: 1" depth of unit and 1-1/2" for width of each frame.



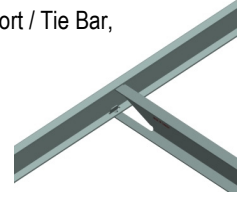
### CM – CROSS MEMBERS: (ESCM)

Locking tabs **MUST BE TURNED INTO POSTS FOR SAFETY.**




### WT CONNECTOR - COMBINATION SHELF SUPPORT & TIE BAR: (ESWT)

Combination Shelf Support / Tie Bar, snapped into beam slots permitting higher load capacity on shelves and the use of longer spans between frames deeper than 24". Compatible with MD and HD Beams.



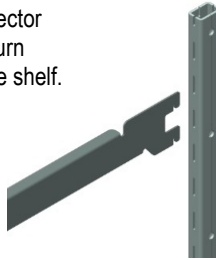
### LD - LIGHT DUTY BEAMS: (ESLD) 36, 42, 48, 60

V-type design allows board to sit flush to top edge for neat appearance & provide maximum storage space.



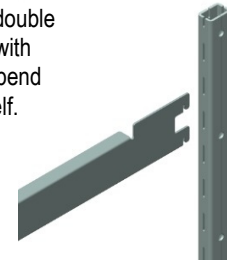
### MD - MEDIUM DUTY BEAMS: (ESMD) 36, 42, 48, 60, 66, 72

Double hook connector with 90 degree return bend to support the shelf. 2" front face.



### HD - HEAVY DUTY BEAMS: (ESHD) 48, 60, 66, 72, 96

HD Beams have double hook connectors with 90 degree return bend to support the shelf. 2-1/2" front face.



### POST SPLICERS: (ESPS)

Steel inserts (2 per joint), force-fit into the hollow section of the upright, extending the height of post.

**Not recommended to extend posts below platforms, mezzanines or handrails.**



### FOOT PLATES: (ESFP)

Foot Plates clip into tube sections of posts to disburse weight and prevent floor damage. When joining back to back posts, only 1 foot plate is required. Available galvanized or painted.



### SAFETY CLIPS: (ESSC)

Safety Clips (galvanized) required for top and bottom beam levels on uneven floors or mezzanine applications.




### SHELVES: PARTICLE BOARD (ESFB)

Particle Board is an economical but ideal heavy duty shelf when used in conjunction with EASYUP BEAMS. Colour Natural. 5/8" Industrial Grade, 45 lbs Test.



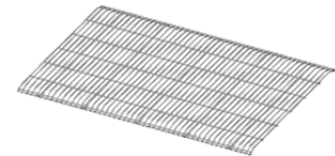
### SHELVES: STEEL (ESSS)

Steel shelves lock over beams, which act as front & back reinforcement, increasing shelf capacity. Wood centre supports can be added for even higher capacity. Colour Blue Gray to match.



### WIRE MESH SHELVES: (ESWMS)

Wire mesh shelves are a clean safe alternative to particle board or steel, and enhances performance of overhead sprinkler systems, improve visibility of product, are maintenance free and minimize dust buildup.



### WEDGE ANCHORS: (ESWA)

Wedge Anchors are used for welded-on foot plates only. Size: 3/8" x 2-3/4"



### JOINING BOLTS: (ESJB)

Joining bolts are for back to back bays, used only on back posts. Size: 5/16" x 2-1/2"



### AISLE SUPPORT CLIP: (ASEC)

Used to attach Catwalk support or slotted angle to posts.



# EASYUP 7000 SHELVING

## STORAGE SYSTEMS



### MEZZANINE & CATWALK SYSTEMS

EASYUP 7000 can easily be extended to provide multiple storage levels where ceiling heights permit.

Economical method to add storage without adding floor space by:

- (i) Extending your existing (or new) shelving by installing a Catwalk System to reach the upper level and can be up to 3 levels high; or
- (ii) Placing complete Mezzanine floor over your existing (or new) shelving, using the upper floor for storage.

Stairs, and rail, drop zones, safety gates and conveyors are available for maximum efficiency.

Shelving storage platforms can be easily reconfigured for your changing product needs. Mezzanines allow you to maximize current space without high cost building renovation or expansion.

### AUTOMOTIVE STORAGE

EASYUP 7000 specialty units have been designed for automotive storage:

- Tire Racks:** 15" deep x 72" wide units for tire storage.
- Muffler Racks:** Open shelf unit with wire mesh top shelf for mufflers.
- Fender & Trim Racks:** Open unit with back supports for vertical storage.
- Bulk Storage:** Accessible from all sides to depth of 48" x 96". Back to back units allow storage up to 96" x 96".
- Small Parts:** Plastic, cardboard or steel bins, plus full extension drawer inserts are available.
- Display & Convenience:** Add peg board to end of rows for hanging belts, gaskets etc.



### HIGH RISE STORAGE

EASYUP 7000 heavy duty double post end frames, rigid cross members and double hooking beams provide storage units up to 40 feet in height.

Cross aisle supports are provided to prevent tipping and add rigidity.

Open access to all shelves allow easy picking by entry guided wire or rail picker trucks.

### MAXIMUM EVENLY DISTRIBUTED STATIC LOAD PER PAIR OF BEAMS (Particle Board Shelves Only)

BEAM STYLE	36 in.	48 in.	60 in.	72 in.	96 in.
LD V-Shaped Beam	500	400	250		
MD Medium Duty Beam	1200	950	700	480	
<b>With WT-Connector</b>	1800	1500	1200	900	
HD Heavy Duty Beam	2000	1400	1000	800	450
<b>With WT-Connector</b>		1900	1700	1500	900*

All shelf depths 30" to 48" require WT Connector.

Safety Factor 1.66



## ROLLFORMED RACKING



## STRUCTURAL RACKING



## WIDESPAN 4000 SHELVING



## KWIKERECT 6000 SHELVING



With 60 Years

Manufacturing Experience

**NORTH AMERICAN STEEL**

is the leading name for

Innovative Storage Ideas

## NORTH AMERICAN STEEL

300 Hopkins Street, Whitby, Ontario Canada L1N 2B9

Phone: (905) 668-3300

Toll Free: (800) 735-4153

Fax: (905) 668-5477

Email: [sales@naseco.ca](mailto:sales@naseco.ca)

Web: [www.naseco.ca](http://www.naseco.ca)

## NORTH AMERICAN STORAGE

2103 - 7<sup>th</sup> Street, Nisku, Alberta Canada T9E 7Y3

Phone: (780) 955-2444

Toll Free: (800) 241-8968

Fax: (780) 955-3463

Email: [sales@naseco.com](mailto:sales@naseco.com)

Web: [www.naseco.com](http://www.naseco.com)