



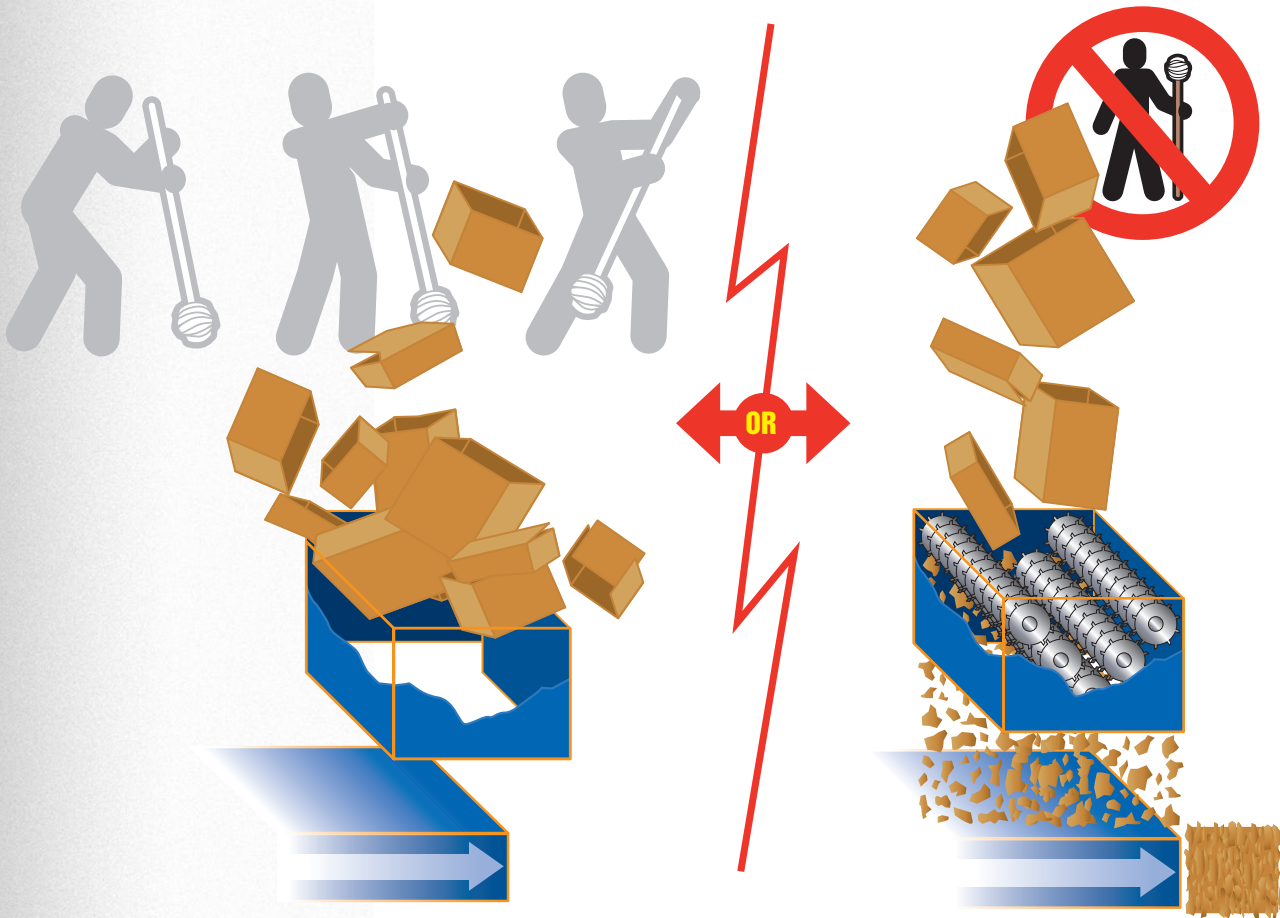
**BloApCo**<sup>®</sup>

**5-Shaft Industrial  
Pierce & Tear Shredder**

**Designed Exclusively for High-Volume  
Warehouse and Distribution Centers**

Bulletin 151

# Stop babysitting your baler



*Shredding old corrugated containers (OCC) prior to baling or compacting eliminates hopper jams and keeps your trash lines moving throughout the day, even during periods of peak volume.*

*No back-ups, and no paying people to poke and force clogged boxes into the chute*

## BloApCo Shredders Save...

### *Valuable Time*

Our shredder is totally automatic, so you can assign your employees more important tasks than babysitting the baler. It's engineered to "feed itself" without employees helping things along, and it clears its own jams too. And, you can trust a BloApCo® shredder to run year after year with minimal maintenance.

### *Money & Energy*

A shredder increases the efficiency of your workflow. With the denser, shredded corrugated your baler will cycle less frequently, eliminating overuse and extending baler life. Bales will be approximately 400% denser, making your storing and haul-away operations more efficient. The workhorse BloApCo shredder is even engineered to be energy efficient.

**800.959.0880 • [bloapco.com](http://bloapco.com) / bulletins / 151**

# Shredding offers you more



## *Our Engineering Expertise Provides...*

### ***More Efficiency.***

#### ***All Automatic***

BloApCo shredders work automatically without requiring constant operator supervision, or personnel to manually break down boxes. The system will run completely unattended, shredding a steady stream of boxes throughout the day.

#### ***Waste Not...***

Because a Shredder rips cartons, boxes, and the like into small pieces, the baler makes much denser bales. The result is fewer, heavier bales. Your hauling costs go down, *and* you get a higher price for your waste.

#### ***Stop, Thief!***

One of the biggest revenue losses for warehouses and distribution centers is pilferage. Individuals simply toss boxes of pilfered items into the system and later retrieve them unharmed from loose bales. However, once a shredder is introduced into the system there is no way for thieves to recover their items before being destroyed.

### ***More Safety.***

#### ***Self-Feeding***

The Shredder's ripper-wheel action pulls boxes continuously into the system. There's no need for personnel to manually push them into the baler in-feed hopper.

#### ***Self-Clearing***

Your employees won't have to enter the shredder to manually remove overload or jammed material. If materials jam, power to the drive motor is automatically interrupted, and the shredder reverses to reposition materials for another shredding pass.

#### ***Safety Overweight Plate***

An overweight plate is built in to the infeed conveyor leading to every BloApCo warehouse and distribution center shredder. Whenever loads of 70lbs or more are sensed, the power to the conveyor and the shredder is immediately cut. This provides greater operator safety than a cable operated emergency stop switch.



*A BloApCo top feed shredder with a four side work platform mounted over an inline horizontal baler. In this installation the shredder and baler are outside the building to maximize space in the plant.*

***BloApCo Shredding Systems are installed in Top Retail Distribution Centers Nationwide.***



# Configurations that fit your system

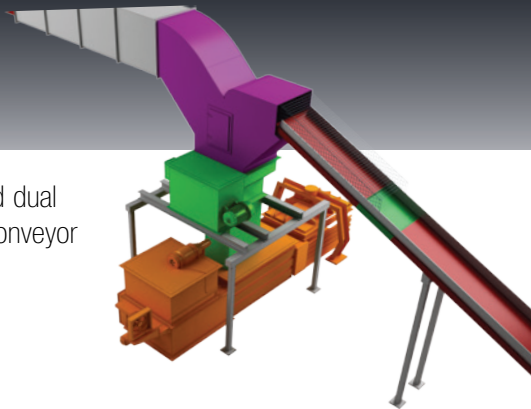
**5-Shaft Industrial Pierce & Tear Shredders with custom configurations designed exclusively for High-volume warehouse and distribution centers like yours.**

**Get the exact shredder for your specific application.**

Only BloApCo offers eight basic shredder sizes, with literally hundreds of variations to give you the exact shredder / compactor / baler system you need. The end result is that each BloApCo engineered system runs completely unattended without the need to manually break down boxes.

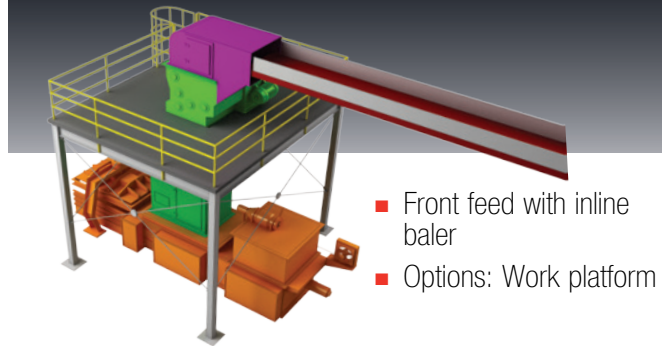
## Configuration A

- Top feed dual infeed conveyor



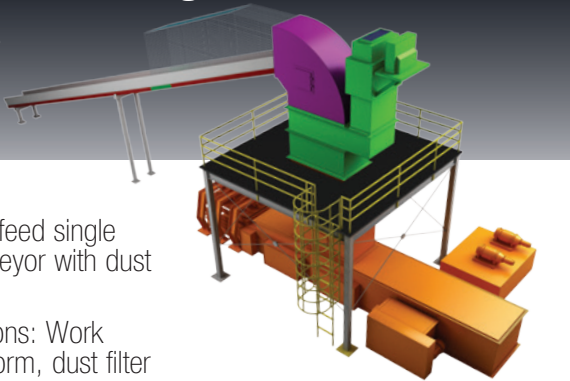
## Configuration B

- Front feed with inline baler
- Options: Work platform



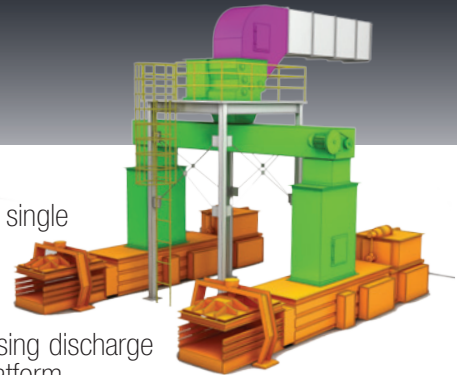
## Configuration C

- Top feed single conveyor with dust filter
- Options: Work platform, dust filter



## Configuration D

- Front feed with single horizontal conveyor with dual discharge
- Options: Reversing discharge auger; work platform



## Configuration E

- Available with pneumatic evacuation systems
- Custom designed, total scrap removal systems

