


## We Protect People

Garlock Safety Systems™ is your trusted advisor in fall prevention solutions



Garlock Safety Systems fall prevention solutions represents over 35 years of industry experience, quality, and rigorous testing to federal standards. We are passionate about people and protecting their lives and livelihood. Our mission is simple, build quality products that leave no doubt about your safety and protect your most important asset, your people.

FULL PRODUCT  
**CATALOG**

2021

<b>1. Permanent Rooftop Edge Protection</b>	
- RailGuard 200	1
- Fit-Rite	2
- Set and Prevent	3
- Everlast 200	4
- Everlast 300	4
<b>2. Temporary Rooftop Edge Protection</b>	
- Folding Warning Line	5
- Sentinel Cone and Base	5
<b>3. Construction Edge Protection</b>	
- TurboRail	6
- RailGuard GC	6
- Perimeter Clamp	7
- SlabGrabber	7
<b>4. Skylight Protection</b>	
- ScreenGuard	8
- SkyDome	9
- SkyGuard	10
<b>5. Rooftop Access Protection</b>	
- LadderGuard	11
- HatchProtector	12
<b>6. Mobile Fall Arrest Solutions</b>	
- LifePoint Deluxe	13
- LifePoint Standard	13
- Cobra Cart	14
<b>7. Infrastructure Protection</b>	
- Maintenance Hole Fall Prevention System	15
- Trench Box Clamp	15
<b>8. Material Handling Fall Prevention Solutions</b>	
- Rollback Gates, Rack Mounted	16
- Rollback Gates, Floor Mounted	16
- Pallet Flow Gates	17
- LedgeGuard Pallet Gates	18
<b>9. Loading Dock and Stair Protection</b>	
- SentryGuard	18
- Floor Mounted Swing Gates	19
- Free Standing Swing Gates	19
- Self Closing Gates	20
- Permanent Mount Railing	21
<b>10. Flatbed Trailer Solutions</b>	
- SpeedGuard I and SpeedGuard II	22
<b>11. OSHA Index</b>	23-25





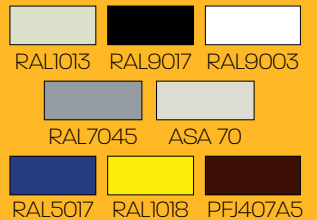
## RailGuard 200™ Safety Guardrail

Non-penetrating preformed safety guardrail system

A passive guardrail system leaves no doubt that whoever may venture onto your roof, will be safe and protected. The preferred solution to protect people at all times on your roof.

- Non-penetrating anchor free design maintains a water tight roof
- No tools or drilling required
- A wide selection of accessories available for the most complex roofs
- Great for construction, use 2"X4" lumber and lag screws to create perimeter toeboards
- Meets OSHA requirements 1910.29(b) and 1926.502(b)



### Suggested Colors



411-002-000	Set and Prevent™ Base, OSHA compliant - lowest cost - best value	402335S	10.0 ft. Rail - safety yellow
156324	Set and Prevent™ custom fit rubber pad, integrated water drainage, black	404977S	8.0 ft. Rail - safety yellow
155160	Base, without pads, safety yellow	402337S	5.0 ft. Rail - safety yellow
407723	Base, with adhesive pads, safety yellow	404654G	10.0 ft. Rail - galvanized
407720	Base, with adhesive pads, safety yellow paint over galvanized	406930G	8.0 ft. Rail - galvanized
155159	Base, without pads, galvanized	404656G	5.0 ft. Rail - galvanized
407724	Base, with adhesive pads, galvanized		
155278	Clevis pin, with locking bail, for current 4-post base, zinc plated		

\*Please call for more sizes and colors

\* Please call for adjustable guardrails and toeboards







## RailGuard 200™ Fit-Rite™ Safety Rail


RailGuard 200 Fit-Rite modular safety guardrail

Fit-Rite™ is the perfect solution for difficult to solve rooftop fall hazards. We offer architecturally pleasing stanchions for esthetically pleasing designs. Also great for in-plant solutions such as ground-level pedestrian control and machine guarding.

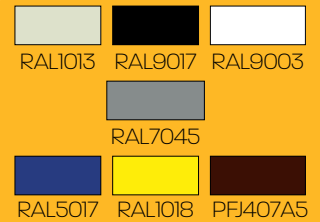
- Assembled on-site to fit your application
- Galvanized fittings and pipe ensure low cost of ownership
- Meets OSHA requirements 1910.29(b) and 1926.502(b)

429829	21 ft. rail pipe, galvanized
427302	10 ft. (10.5 ft. nominal) rail pipe, save freight cost vs. 21 ft. pipe, galvanized
429829S	21 ft. rail pipe, safety yellow
427302G+yellow	10 ft. (10.5 ft. nominal) rail pipe, save freight cost vs. 21 ft. pipe, safety yellow

\*Call for other accessories and rail colors (fittings only in galvanized)



### Suggested Colors



Architectural straight, inclined and curved stanchions





## Set and Prevent™ RailGuard 200™ Base

OSHA compliant – lower cost – better value

As a leader in passive fall prevention for more than 35 years, Garlock Safety Systems continues to introduce innovative safety products that protect workers and lowers overall safety costs. Our concrete vigorously tested base can withstand years of weather and wear.

- Non-penetrating design maintains the watertight integrity of the roof
- Rubber pad required to protect roof surface and prevent sliding
- Base made in USA
- Meets OSHA requirements 1910.29(b) and 1926.502(b)

411-002-000	Set and Prevent Base, OSHA compliant - lowest cost - best value
411-003-601	Set and Prevent folding adapter, left, hides rail from ground level
411-004-601	Set and Prevent folding adapter, right, hides rail from ground level
156324	Set and Prevent custom fit rubber pad, integrated water drainage, black



### Rubber Pad

Thick form-fitting pad recycled rubber with integrated drain system.



### Base transporter

Provides an easy way to move the base to it's final resting place.







## Everlast™ 200

Permanent visual warning system

Uses Set and Prevent base, a stainless steel plastic coated cable and safety yellow hard plastic pennants. It is the perfect solution for long term warning line systems on the roof.

- Kit includes three bases, pads, 100' of flags and joining hardware to connect two kits together
- Stanchions available in safety yellow or zinc plated
- Meets OSHA requirements 1926.502(f)(2) and 1910.29(d)



436-001-001	EverLast 200 Warning Line, yellow stanchions and Set and Prevent bases
436-002-601	EverLast 200 Warning Line, zinc stanchions and Set and Prevent bases

## Everlast™ 300

Permanent visual warning system

A permanent warning system with heavy-duty RailGuard™ 200 metal bases, plastic-coated cable, and plastic pennants. Everlast™ 300 visual warning lines use plastic-coated cable with standard high-density plastic pennants.

- Available in yellow or galvanized finish
- For a standalone 100' system order an additional end stanchion, base pad and pin
- Meets OSHA requirement 1926.502(f)(2) and 1910.29(d)



300975	EverLast 300 Warning Line, 3 base system, 100', safety yellow bases
301548	EverLast 300 Warning Line, 3 base system, 100', galvanized bases






## Folding Warning Line

Temporary warning line system

Create a safe work zone using the Garlock folding warning line system. Includes four heavy duty folding stanchions and 100 ft. of vinyl warning flags. Add the optional transporter for the ultimate in storage and portability. Typical installation for warning lines requires lines to be placed a minimum of 6ft. from fall hazard.

- Heavy-duty steel construction for years of use
- Optional transporter holds 9 stanchions and flags
- Meets OSHA requirement 1926.502(f)(2)



300229

Folding Warning Line system, 100 feet

## Sentinel™ Cone and Base

Temporary warning line system


The high visibility orange cone has an integrated 39" high tie-off point for flags. It includes a warning and installation decal. The large 30 lbs. recycled rubber rectangular base keeps the system solidly anchored to help withstand wind resistance while working.

- Perfect solution for temporary deployment during roofing and construction projects
- Meets OSHA requirement 1926.502(f)(2)



156281	Sentinel orange safety cone, 47.25" high
156282	Sentinel base for cone, 35.5" X 14", 30 lbs.
153810	Vinyl pennant warning line, 100' with polypropylene line





## TurboRail™

TurboRail system for roofing and construction

The premier leading edge rail protection system with heavy-duty steel clamps, stanchions, and snap-on horizontal rails, offers a warning line system that provides fall prevention for temporary construction projects.

- Kits come in a job box for lifting with fork lift or crane
- Heavy duty 7 gauge 2 piece steel clamps mount easily to surface
- Meets OSHA requirements 1910.29(b) and 1926.502(b)



### Optional Big Giant™ Trailer

Add the Big Giant™ Cart to more easily move your Turbo Rail storage box around the job site.



301157	342' Clamp-on steel railing system
301160	100' Clamp-on steel railing system
301211	412' Screw-down steel railing system
301125	342' Slab grabbing clamp steel railing system

## RailGuard GC™

General construction safety railing system

Guardrail with integrated toeboard and single fastener required bases. Typically used to protect shipping pits, and other fall hazards during construction and remodeling.

409269S	10.0 ft. rail integrated toeboard, safety yellow
409270S	8.0 ft. rail integrated toeboard, safety yellow
409271S	5.0 ft. rail integrated toeboard, safety yellow
409277	Base 2 posts for use with GC rail, galvanized






## Perimeter Clamp

Perimeter fall prevention for parapet walls

Designed for temporary use on vertical wall or parapet walls. Allows use of 2"x4" lumber to create perimeter guardrail system on sites. Saves time with setups by reducing time for cutting/assembly of traditional 2"x4" stanchion reduces waste by being reusable. Two products in one - clamp it or fasten it.

- Ergonomic large coated handle for ease of use and long life
- Concealed fastener threads protects it from handling damage
- Meets OSHA requirement 1926.502(b)



301282

Perimeter clamp, pack of 4 for parapet walls

## SlabGrabber™ Perimeter Clamp

Construction fall prevention

The SlabGrabber grabs and hangs on tight to concrete, wood, or other types of horizontal slabs. These are found in high-rise construction, bridge decks, and other types of construction projects. Works with locally provided 2" X 4" lumber.

- Most robust and heavy duty slab clamp on the market
- No loose parts to misplace and compact design for tight storage
- Super high clamping force and is ready to accept 2 X 4 toeboards
- Meets OSHA requirement 1926.502(b)

301355

Slab grabber clamp





## ScreenGuard™ Skylight Protection


Economical skylight fall prevention

Unprotected skylights are a hazard and protecting them should be part of your prevention plan. Limit your liability and protect your employees with ScreenGuard™ skylight covers. The clamp on design uses a compression fit to the skylight frame eliminating any contact with roof maintaining water tight integrity. The galvanized screen resists the elements.

- Non-penetrating into the roof or skylight curb
- Galvanized screen resists corrosion, designed for low domed skylights
- Meets OSHA requirements CAL OSHA 3212 (b) and (e) and 1926.501(b) (4)

301314-2424	Fits 24" X 24" skylight frame, galvanized
301314-2828	Fits 28" X 28" skylight frame, galvanized
301314-2836	Fits 28" X 36" skylight frame, galvanized
301314-3636	Fits 36" X 36" skylight frame, galvanized
301314-3652	Fits 36" X 52" skylight frame, galvanized
301314-4242	Fits 42" x 42" skylight frame, galvanized
301314-5252	Fits 52" X 52" skylight frame, galvanized
301314-5353	Fits 53" X 53" skylight frame, galvanized
301314-52100	Fits 52" X 100" skylight frame, galvanized

\* Please call for other sizes





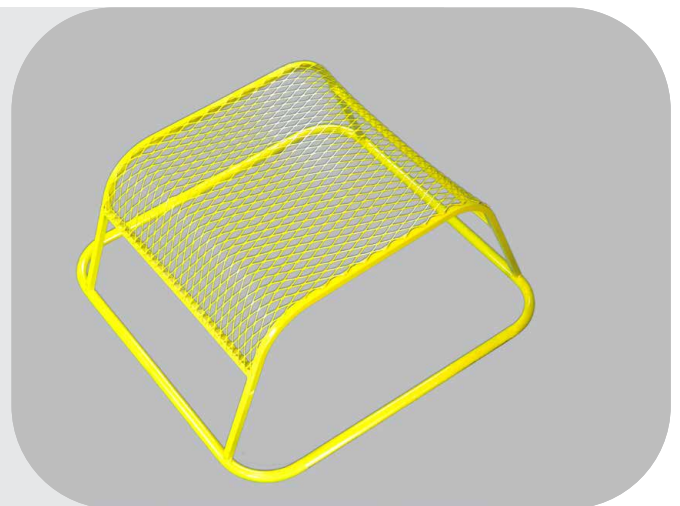
# SkyDome™ Skylight Protector

Temporary skylight protection

Designed for temporary skylight protection during roofing and construction activities. Place it over the skylight before the work begins and pack it for the next project when the job is complete.

- Quickly cover skylights, no tools required
- Sets in place over the skylight for fast installation
- Meets OSHA requirements 1926.501(b) (4) and CAL OSHA 3212(b) and (e)

301097-2929S	Fits 29 X 29" skylights, 14" of vertical clearance
301097-3636S	Fits 36 X 36" skylights, 18" of vertical clearance
301097-3660S	Fits 36 X 60" skylights, 18" of vertical clearance
301097-4848S	Fits 48 X 48" skylights, 20" of vertical clearance
301097-6060s	Fits 60 X 60" skylights, 20" of vertical clearance








## SkyGuard™ Skylight Protection

Simple skylight protection

A flexible and modular solution for protecting skylights, smoke hatches, and other openings. Excels at protecting large or tall skylights and large smoke hatches.

- Modular design for out of box fit or simple on-site tube cutting for custom sizes
- Galvanized bases and fittings for lasting durability
- Meets OSHA requirements 1926.501(b) (4)
- Please call for Cal OSHA compliant versions

443-002-600	48" to 60" wide by 48" to 60" long, safety yellow, no cutting required. 36" to 60" wide by 36" to 60" long, safety yellow, cutting required.
443-004-600	96" to 110" wide by 96" to 110" long, safety yellow, no cutting required. 36" to 110" wide by 36" to 110" long, safety yellow, cutting required.
443-003-001	48" to 60" wide by 48" to 60" long, galvanized, no cutting required. 36" to 60" wide by 36" to 60" long, galvanized, cutting required.
443-005-001	96" to 110" wide by 96" to 110" long, galvanized, no cutting required. 36" to 110" wide by 36" to 110" long, galvanized, cutting required.







## LadderGuard™

Fall prevention for fixed ladders


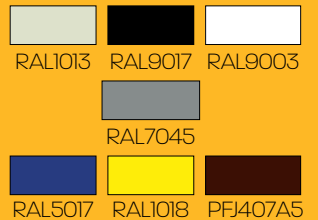
LadderGuard™ prevents a U-turn fall after stepping onto the walking surface. It ensures the worker is at least 6 feet onto the roof once they exit the guard rail system. Modular Fit-Rite™ versions make it super easy to bring up through a hatch.

- Keeps the worker safe and away from the fall edge as they approach or exit the ladder
- Included ladder connector closes off the fall hazard between the ladder and rails
- Meets OSHA requirements 1910.29(b) and 1926.502(b)

449-001-001	6' system complete, without gate, safety yellow
449-001-600	6' system complete, without gate, galvanized
449-002-001	6' system complete, with EasyFit gate, safety yellow
449-002-600	6' system complete, with EasyFit gate, galvanized
449-003-600	6' system complete, modular Fit-Rite components, with gate, galvanized
449-004-600	6' system complete, modular Fit-Rite components, with gate, safety yellow

\* Please call for custom colors

### Suggested Colors







# HatchProtector™

Roof hatch safety system

Mounts directly to the roof hatch with a compression fit design, offering a quick and reliable roof hatch guard system. No drilling necessary means rooftop water tight integrity is not compromised.


- Installs quickly with simple hand tools, no drilling required
- Adjustable in length and width for a perfect fit
- Multiple sizes are available to fit almost any hatch
- Meets OSHA requirement 1926.501(b) (4)

452-010-001	30-36" x 36-54" hatches, gate included, safety yellow
452-011-001	30-36" x 96-114" hatches, gate included, safety yellow
452-012-001	32-48" x 42-60" hatches, gate included, safety yellow
452-010-600	30-36" x 36-54" hatches, gate included, galvanized
452-011-600	30-36" x 96-114" hatches, gate included, galvanized
452-012-600	32-48" x 42-60" hatches, gate included, galvanized
405999	Deluxe grab bar, zinc plated

## Optional Deluxe Grab Bars







## LifePoint™ Deluxe

Two man mobile anchor point with integrated cart

Mobile tie-off point with the integrated cart that provides fall protection for two people: Fall arrest for one and fall restraint for one. Designed to provide protection without penetrating the roof.

- Non-Penetrating to preserve rooftop water integrity
- Tie-off points for (1) fall-arrest and (1) fall-restraint
- Meets OSHA requirement 1926.502(d) (15) and (16)

301385	LifePoint Deluxe with steel weights
301384	LifePoint Deluxe with empty weight cans to hold user provided concrete
156315	LifePoint protective cover protects the LifePoint from the elements



## LifePoint™ Standard

Two man mobile anchor point without cart

Mobile tie-off point that provides fall protection for two people: Fall arrest for one and fall restraint for one. Designed to provide protection without penetrating the roof. The LifePoint™ personal fall arrest system is a free-standing anchor point that can be placed on flat surfaces with a maximum incline of 4.17%.

- Non-penetrating design protects the roof's integrity
- Quick, easy assembly
- Meets OSHA requirement 1926.502(d) (15) and (16)

301512	LifePoint Standard fall protection tie-off anchor
301511	LifePoint Standard transport cart makes it easier to move
156315	LifePoint protective cover protects the LifePoint from the elements





## Cobra Cart™ Mobile Anchor Point

Mobile fall arrest systems

The Cobra Cart is a 5-man mobile anchor point where 3 workers can be tied off in fall arrest and 2 workers in fall restraint. The deluxe Cobra Cart includes a front material handling rack, tool box and rear brakes.

- Standard Cobra Cart has a large open deck for accessories
- Large open deck provides space for generators, compressors, or storage box
- Meets OSHA requirement 1926.502(d) (15) and (16)

301528	Cobra Cart Deluxe
301463	Cobra Cart Standard
409445	Plastic tool box for Cobra Cart Standard
460-010-003	SLR tray for Cobra Cart Standard
301088	Parking brake kit for Cobra Cart Standard

### Optional



Three position SRL tray included with Cobra Cart Deluxe





## Maintenance Hole Fall Prevention System

Fits square and round maintenance holes

Whether you refer to them as access covers, sewer covers, manhole covers, hatch covers, or utility access points, once uncovered OSHA calls these hazards by just one name, a hole. The Garlock Safety Systems Maintenance Hole fall prevention system provides a fully OSHA compliant system.

- Integrated 5' swing gate for passing materials up and down
- The truly OSHA compliant maintenance hole protector
- Meets OSHA requirements 1926.502(b)(11) and 1926.502(b)(13)

427-001-001 5 Foot Perimeter maintenance hole guarding, swinging door



## Trench Box Clamp

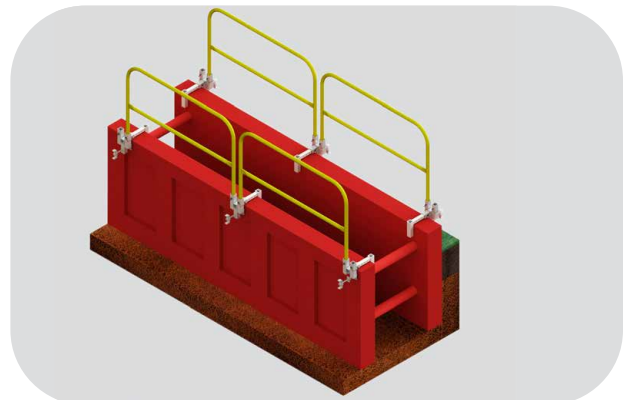
Fall prevention for trench boxes and trench shield


Trench boxes provide safety for workers in the trench. What about workers working near the fall edge of the trench? For above ground fall prevention rely on Garlock Safety System's heavy duty trench box clamp and RailGuard 200™ railing.

- Heavy duty construction and zinc plated
- Wide adjustment range from 1" to 9" thick trench walls
- Meets OSHA requirement 1926.502(b)

425-001-601 Trench Box Clamp, 1-9" clamping range, zinc plated

402335S	10.0 ft. Rail - safety yellow	404654G	10.0 ft. Rail - galvanized
404977S	8.0 ft. Rail - safety yellow	406930G	8.0 ft. Rail - galvanized
402337S	5.0 ft. Rail - safety yellow	404656G	5.0 ft. Rail - galvanized





## Rollback Gate, Rack Mounted

Rollback safety bay gate system

Rollback gates provide OSHA compliant fall prevention for workers at height working in pick modules. The “dual” reciprocating gate system provides that one gate side is always in closed position. The rack mounted version was engineered for pick modules or areas where high repeat use and productivity are required.

- Prevents falls from elevated access storage bays
- Easy to install and open and close
- Meets OSHA requirements 1910.29(b) and 1926.502(b)

301349-6060	60 x 60" rollback safety gate, safety yellow
301349-7260	72 x 60" rollback safety gate, safety yellow
301349-9660	96 x 60" rollback safety gate, safety yellow
301349-12060	120 x 60" rollback safety gate, safety yellow



## Rollback Gate, Floor Mounted

Rollback gate safety system

Protect workers on elevated access points for material transfer. The gate is easy-to-use and install and protects without hindering productivity. A two-gate system means one gate is always closed and OSHA compliant fall protection is in place.

- Heavy duty chains and roller tracks ensure stable operation
- Models available to cover single or multiple pallet loading.
- Meets OSHA requirements 1910.29(b) and 1926.502(b)

301348-6060	60 x 60" rollback safety gate, safety yellow
301348-7260	72 x 60" rollback safety gate, safety yellow
301348-60102	60 x 102" rollback safety gate, safety yellow
301348-72102	72 x 102" rollback safety gate, safety yellow
301348-8560	85 x 60" rollback safety gate, safety yellow
301348-9660	96 x 60" rollback safety gate, safety yellow
301348-96102	96 x 102" rollback safety gate, safety yellow







## Pallet Flow Gates

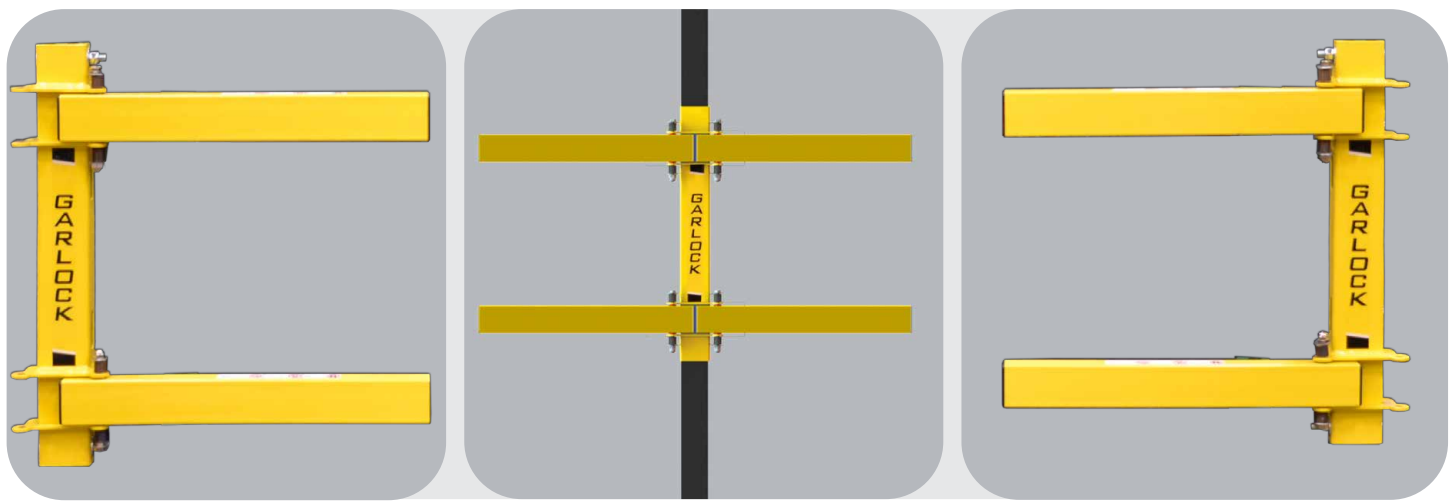

Self-closing pallet flow gates for pick modules

Pallet flow gates open by pushing the load into the pallet flow lane against the arms. Once the pallet flows forward on the roller tracks, the one-way fall prevention arms spring back into place blocking the worker from the fall edge. A rack mounted rollback gate is then used for pallet return lanes.

- The best fall prevention gate to feed pallet flow lanes in pick modules
- Automatically protects workers with zero human intervention
- Meets OSHA requirements 1910.29(b) and 1926.502(b) and ANSI 6.4.3

301464	Left side gate arms for 48" wide bays, safety yellow
301449	Center gate arms for adjacent 48" bays, safety yellow
301448	Right side gate arms for 48" wide bays, safety yellow

\* Please call for other sizes





## LedgeGuard™

Pallet gate for elevated work spaces

LedgeGuard™ is the gate of choice for moving materials to and from elevated storage or work spaces. The upward lifting cantilevered gates always means that one side is closed helping to prevent workers from an accidental fall.

- Dual gate system, the front or rear gate is always down protecting workers
- Mounts to the floor into an opening in the guard rail system
- Meets OSHA requirements 1910.29(b) and 1926.502(b)




300843 LedgeGuard mezzanine gate system with a 57 x 60" pallet space

## SentryGuard™ Single and Split Cantilevered gates

Dock door gate and more

Protect elevated shipping and receiving dock doors and shipping pits in busy warehouses and material handling industries where productivity and efficiency are mandatory.

- Operation assisted by gas struts for easy lifting
- Single opening gates for openings 3 ft. to 10 ft. wide
- Split gates for openings up to 14 ft. wide
- Meets OSHA requirements 1926.502(b)(3) and (b)(4) and 1910.23(a) (2)



428-037-001	6' single gate kit, for use with 6' door openings, safety yellow
428-061-001	8' single gate kit, for use with 8' door openings, safety yellow
428-085-001	10' single gate kit, for use with 10' door openings, safety yellow
428-537-001	12' split gate kit, for use with 12' door openings, safety yellow






## Floor Mounted Swing Gates

Everyday workplace safety

Protect loading dock doors and stairways where a upward lifting cantilevered gate cannot be used due to height restrictions. Uses standard RailGuard 200™ railings for openings up to 12'.

- Hinge side is anchored to the floor, latch side typically anchored to a wall
- Integrate locking hasp for security
- Meets OSHA requirements 1926.502(b)(3) and (b)(4) and 1910.29(b)(3) and (b)(4)



301540

Floor mounted swing gate kit select RailGuard 200™ rail size and finish to fit the application



Wall mounted latch

Integrated wheel

Floor mounted hinge

## Freestanding Swing Gates

Manual swing gate system

Our freestanding gate is ideal for integration into a RailGuard 200™ railing system that uses weighted bases.

- Protect openings from 4' to 12'
- Available in safety yellow only
- Meets OSHA requirements 1926.502(b)(3) and (b)(4) and 1910.29(b)(3) and (b)(4)

300621	4.0' gate, NO BASE, safety yellow
300622	5.0' gate, NO BASE, safety yellow
301096	5.7' gate, NO BASE, safety yellow
300884	6.5' gate, NO BASE, safety yellow
300895	7.2' gate, NO BASE, safety yellow
300883	7.5' gate, NO BASE, safety yellow
300863	9.0' gate, NO BASE, safety yellow
300623	10.0' gate, NO BASE, safety yellow








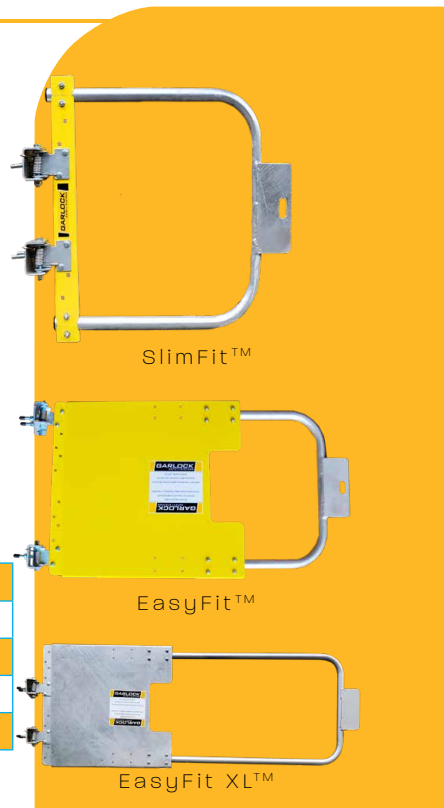
## Self-Closing Gates

SlimFit™, EasyFit™, EasyFit XL™

Choose from three different versions to meet your application needs. They are ideal for fall prevention, access control, and pedestrian traffic management. Self-closing gates are an important component of OSHA compliance for access egress points such as crossovers, ladders, platforms in-plant or rooftop

- Universal system mounts to 1" - 2" round or square posts and can be wall-mounted
- Prevent access from hazards by adding a locking hasp
- Meets OSHA requirements 1910.29(b) and 1926.502(b)

412-001-001	SlimFit 14"-30" adjustable self-closing spring loaded gate, safety yellow
301534	EasyFit 17"-48" adjustable self-closing spring loaded gate, safety yellow
301525	EasyFit 17"-48" adjustable self-closing spring loaded gate, galvanized
301555	EasyFit XL 17"-60" adjustable self-closing spring loaded gate, safety yellow
301556	EasyFit XL 17"-60" adjustable self-closing spring loaded gate, galvanized





## Permanent Mount Railing

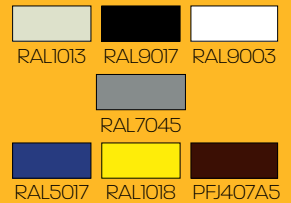
Permanent guardrail safety railing

Multiple applications for both inside and outside your facility. Permanent guardrail systems can be used for loading docks, walkways, mezzanines, or machinery hazard areas. With one of our many base options, we can customize a solution to meet your needs.

- Surface/floor mounted bases must use standard length rails
- Flush mounted bases must use long leg rails to meet OSHA standards
- Meets OSHA requirements 1926.502(b)(3) and (b)(4) and 1910.29(b)(3) and (b)(4)

402335S	10.0 ft. for use with floor mounted bases, safety yellow
404977S	8.0 ft. for use with floor mounted bases, safety yellow
402337S	5.0 ft. for use with floor mounted bases, safety yellow
404654G	10.0 ft. for use with floor mounted bases, galvanized
406930G	8.0 ft. for use with floor mounted bases, galvanized
404656G	5.0 ft. for use with floor mounted bases, galvanized
404902S	Single post floor mount, four anchors required
404903S	Dual post floor mount, four anchors required
405069S	Box floor mount base, four anchors required
405069S	Floor mounted zip base, two anchors required
405091S	10.0 ft. long leg rails for flush mount bases, safety yellow
405092S	8.0 ft. long leg rails for flush mount bases, safety yellow
405096S	5.0 ft. long leg rails for flush mount bases, safety yellow
408565G	10.0 ft. long leg rails for flush mount bases, galvanized
409193G	8.0 ft. long leg rails for flush mount bases, galvanized
405589G	5.0 ft. long leg rails for flush mount bases, galvanized
404905S	Flush mount wrap over edge mount double post base, safety yellow
405500S	Flush mount wrap over single post base
404905S	Flush mount wrap over double post base
405499S	Flush mount single post base
404904S	Flush mount double post base
154104	1/2" X 4.25" concrete anchor

### Suggested Colors



### Standard height rails



Single post floor mount



Double post floor mount



Box floor mount



Floor mount zip base

### Long leg rails



Flush mount wrap over single Post



Flush mount wrap over double Post



Flush mount single post



Flush mount double post





## SpeedGuard™ and SpeedGuard II™

Flatbed truck fall prevention

The SpeedGuard™ family of products provides an OSHA-compliant guardrail system for protecting workers from falling off 4' truck beds when loading or unloading goods, strapping down the load or when placing tarps over the products. SpeedGuard™ is a complete protection kit with drop-in pockets for the guardrails, a safety gate, and stairs for SpeedGuard and a ladder for SpeedGuard II.

- Tool free installation with drop in stake pockets that hold the rail for full perimeter protection
- Access safety gate and ladder/stairs provide a safe way to enter and exit the elevated flat bed
- Meets OSHA requirements 1910.29(b) and 1926.502(b)

300828	SpeedGuard for 48' trailers, rolling stairs
301379	SpeedGuard for 53' trailers, rolling stairs
301516	SpeedGuard II for 48' and 53' trailers, ladder and cart
422-001-001	SpeedGuard II for 48' and 53' trailers, ladder, kit in fork lift job box
301535	SpeedGuard II for 48' and 53' trailers, ladder, no cart or job box



SpeedGuard II

SpeedGuard job box



# OSHA Compliance & Solutions

## 1926.502(b)

"Guardrail systems." Guardrail systems and their use shall comply with the following provisions:

### 1926.502(b)(1)

Top edge height of top rails, or equivalent guardrail system members, shall be 42 inches (1.1 m) plus or minus 3 inches (8 cm) above the walking/working level. When conditions warrant, the height of the top edge may exceed the 45-inch height, provided the guardrail system meets all other criteria of this paragraph.

Note: When employees are using stilts, the top edge height of the top rail, or equivalent member, shall be increased an amount equal to the height of the stilts.

### 1926.502(b)(1)

Top edge height of top rails, or equivalent guardrail system members, shall be 42 inches (1.1 m) plus or minus 3 inches (8 cm) above the walking/working level. When conditions warrant, the height of the top edge may exceed the 45-inch height, provided the guardrail system meets all other criteria of this paragraph.

Note: When employees are using stilts, the top edge height of the top rail, or equivalent member, shall be increased an amount equal to the height of the stilts.

### 1926.502(b)(2)

Midrails, screens, mesh, intermediate vertical members, or equivalent intermediate structural members shall be installed between the top edge of the guardrail system and the walking/working surface when there is no wall or parapet wall at least 21 inches (53 cm) high.

#### 1926.502(b)(2)(i)

Midrails, when used, shall be installed at a height midway between the top edge of the guardrail system and the walking/working level.

#### 1926.502(b)(2)(ii)

Screens and mesh, when used, shall extend from the top rail to the walking/working level and along the entire opening between top rail supports.

#### 1926.502(b)(2)(iii)

Intermediate members (such as balusters), when used between posts, shall be not more than 19 inches (48 cm) apart.

#### 1926.502(b)(2)(iv)

Other structural members (such as additional midrails and architectural panels) shall be installed such that there are no openings in the guardrail system that are more than 19 inches (.5 m) wide.

### 1926.502(b)(3)

Guardrail systems shall be capable of withstanding, without failure, a force of at least 200 pounds (890 N) applied within 2 inches (5.1 cm) of the top edge, in any outward or downward direction, at any point along the top edge.

### 1926.502(b)(4)

When the 200 pound (890 N) test load specified in paragraph (b)(3) of this section is applied in a downward direction, the top edge of the guardrail shall not deflect to a height less than 39 inches (1.0 m) above the walking/working level. Guardrail system components selected and constructed in accordance with the Appendix B to subpart M of this part will be deemed to meet this requirement.

### 1926.502(b)(6)

Guardrail systems shall be so surfaced as to prevent injury to an employee from punctures or lacerations, and to prevent snagging of clothing.

### 1926.502(b)(7)

The ends of all top rails and midrails shall not overhang the terminal posts, except where such overhang does not constitute a projection hazard.

### 1926.502(b)(8)

Steel banding and plastic banding shall not be used as top rails or midrails.

### 1926.502(b)(9)

Top rails and midrails shall be at least one-quarter inch (0.6 cm) nominal diameter or thickness to prevent cuts and lacerations. If wire rope is used for top rails, it shall be flagged at not more than 6-foot intervals with high-visibility material.

### 1926.502(b)(10)

When guardrail systems are used at hoisting areas, a chain, gate or removable guardrail section shall be placed across the access opening between guardrail sections when hoisting operations are not taking place.

### 1926.502(b)(11)

When guardrail systems are used at holes, they shall be erected on all unprotected sides or edges of the hole.

### 1926.502(b)(12)

When guardrail systems are used around holes used for the passage of materials, the hole shall have not more than two sides provided with removable guardrail sections to allow the passage of materials. When the hole is not in use, it shall be closed over with a cover, or a guardrail system shall be provided along all unprotected sides or edges.

### 1926.502(b)(13)

When guardrail systems are used around holes which are used as points of access (such as ladderways), they shall be provided with a gate, or be so offset that a person cannot walk directly into the hole.

### 1926.502(b)(14)

Guardrail systems used on ramps and runways shall be erected along each unprotected side or edge.

### 1926.502(b)(15)

Manila, plastic or synthetic rope being used for top rails or midrails shall be inspected as frequently as necessary to ensure that it continues to meet the strength requirements of paragraph (b)(3) of this section.



# OSHA Compliance & Solutions

<b>1910.23(a)(2)</b>	Designed into or is an integral part of machines or equipment.
<b>1910.29(b) (1)</b>	The top edge height of top rails, or equivalent guardrail system members, are 42 inches (107 cm), plus or minus 3 inches (8 cm), above the walking-working surface. The top edge height may exceed 45 inches (114 cm), provided the guardrail system meets all other criteria of paragraph (b) of this section (see Figure D-11 of this section).
<b>1910.29(b)(3) and (b)(4)</b>	<i>1910.29(b)(3)</i> Guardrail systems are capable of withstanding, without failure, a force of at least 200 pounds (890 N) applied in a downward or outward direction within 2 inches (5 cm) of the top edge, at any point along the top rail. <i>1910.29(b)(4)</i> When the 200-pound (890-N) test load is applied in a downward direction, the top rail of the guardrail system must not deflect to a height of less than 39 inches (99 cm) above the walking-working surface.
<b>1926.501(b) (4) "Holes."</b>	<i>1926.501(b)(4)(i)</i> Each employee on walking/working surfaces shall be protected from falling through holes (including skylights) more than 6 feet (1.8 m) above lower levels, by personal fall arrest systems, covers, or guardrail systems erected around such holes. <i>1926.501(b)(4)(ii)</i> Each employee on a walking/working surface shall be protected from tripping in or stepping into or through holes (including skylights) by covers. <i>1926.501(b)(4)(iii)</i> Each employee on a walking/working surface shall be protected from objects falling through holes (including skylights) by covers.
<b>1926.502(d) (15) and (16)</b>	<i>1926.502(d)(15)</i> Anchorages used for attachment of personal fall arrest equipment shall be independent of any anchorage being used to support or suspend platforms and capable of supporting at least 5,000 pounds (22.2 kN) per employee attached, or shall be designed, installed, and used as follows: <i>1926.502(d)(15)(i)</i> as part of a complete personal fall arrest system which maintains a safety factor of at least two; and <i>1926.502(d)(15)(ii)</i> under the supervision of a qualified person. <i>1926.502(d)(16)</i> Personal fall arrest systems, when stopping a fall, shall: <i>1926.502(d)(16)(i)</i> limit maximum arresting force on an employee to 900 pounds (4 kN) when used with a body belt; <i>1926.502(d)(16)(ii)</i> limit maximum arresting force on an employee to 1,800 pounds (8 kN) when used with a body harness; <i>1926.502(d)(16)(iii)</i> be rigged such that an employee can neither free fall more than 6 feet (1.8 m), nor contact any lower level; <i>1926.502(d)(16)(iv)</i> bring an employee to a complete stop and limit maximum deceleration distance an employee travels to 3.5 feet (1.07 m); and, <i>1926.502(d)(16)(v)</i> have sufficient strength to withstand twice the potential impact energy of an employee free falling a distance of 6 feet (1.8 m), or the free fall distance permitted by the system, whichever is less.
<b>1926.502(f) (2)</b>	<i>1926.502(f)(2)</i> Warning lines shall consist of ropes, wires, or chains, and supporting stanchions erected as follows: <i>1926.502(f)(2)(i)</i> The rope, wire, or chain shall be flagged at not more than 6-foot (1.8 m) intervals with high-visibility material; <i>1926.502(f)(2)(ii)</i> The rope, wire, or chain shall be rigged and supported in such a way that its lowest point (including sag) is no less than 34 inches (.9 m) from the walking/working surface and its highest point is no more than 39 inches (1.0 m) from the walking/working surface; <i>1926.502(f)(2)(iii)</i> After being erected, with the rope, wire, or chain attached, stanchions shall be capable of resisting, without tipping over, a force of at least 16 pounds (71 N) applied horizontally against the stanchion, 30 inches (.8 m) above the walking/working surface, perpendicular to the warning line, and in the direction of the floor, roof, or platform edge; <i>1926.502(f)(2)(iv)</i> The rope, wire, or chain shall have a minimum tensile strength of 500 pounds (2.22 kN), and after being attached to the stanchions, shall be capable of supporting, without breaking, the loads applied to the stanchions as prescribed in paragraph (f)(2)(iii) of this section; and <i>1926.502(f)(2)(v)</i> The line shall be attached at each stanchion in such a way that pulling on one section of the line between stanchions will not result in slack being taken up in adjacent sections before the stanchion tips over.
<b>1926.502(b) (3) and (b)(4)</b>	<i>1926.502(b)(3)</i> Guardrail systems shall be capable of withstanding, without failure, a force of at least 200 pounds (890 N) applied within 2 inches (5.1 cm) of the top edge, in any outward or downward direction, at any point along the top edge. <i>1926.502(b)(4)</i> When the 200 pound (890 N) test load specified in paragraph (b)(3) of this section is applied in a downward direction, the top edge of the guardrail shall not deflect to a height less than 39 inches (1.0 m) above the walking/working level. Guardrail system components selected and constructed in accordance with the Appendix B to subpart M of this part will be deemed to meet this requirement.
<b>1926.502(b) (11)&amp; (b)(13)</b>	<i>1926.502(b)(11)</i> When guardrail systems are used at holes, they shall be erected on all unprotected sides or edges of the hole. <i>1926.502(b)(13)</i> When guardrail systems are used around holes which are used as points of access (such as ladders), they shall be provided with a gate, or be so offset that a person cannot walk directly into the hole.
<b>CAL OSHA 3209(b)</b>	All guardrails and other permissible types, including their connections and anchorage, shall be designed for a live load of 20 pounds per linear foot applied either horizontally or vertically downward at the top rail. Dimensional details of railing members of a few types of construction which comply with this strength requirement are given hereinafter in subsection (c). Note: It is recognized that the minimum value of railing strength here specified is inadequate for safety under operating conditions where railings are liable to receive heavy stresses from crowds, trucking, handling materials, etc. For such conditions, additional strength shall be provided by use of heavier stock, closer spacing of posts, bracing, or otherwise. Railing members shall be framed in such a position that they will afford the greatest support and protection, for example, top rails of structural steel angles shall have the outside face of vertical leg located on the side adjacent to the side of normal contact by the employee. (Title 24, Part 2, Section 2-1716(b).)

# OSHA Compliance & Solutions

**CAL OSHA 3212 (b) and (e)** (B)1. The uppermost surface or railing member of the swinging gate or other equivalent protection required by subsection (a)(2)(A) shall have a vertical height from the platform or floor level of between 42 to 45 inches plus or minus one inch and;

2. The swinging gate or other equivalent protection shall be capable of withstanding a force of at least 200 pounds applied vertically downward to the uppermost surface or railing member and horizontally outward at any point on the exit side of the ladder opening.

Any employee approaching within 6 feet of any skylight shall be protected from falling through the skylight or skylight opening by any one of the following methods:

(1) Skylight screens installed above the skylight. The design, construction, and installation of skylight screens shall meet the strength requirements equivalent to that of covers specified in subsection (b) above. They shall also be of such design, construction and mounting that under design loads or impacts, they will not deflect downward sufficiently to break the glass below them. The construction shall be of grillwork, with openings not more than 4 inches by 4 inches or of slatwork with openings not more than 2 inches wide with length unrestricted, or of other material of equal strength and similar configuration.

(2) Skylight screens installed below the skylight. Existing screens (i.e. burglar bars) shall meet the following requirements if they will be relied upon for fall protection:

(A) Screens installed at the same level or higher than the walking/working surface shall meet the strength requirements of subsection (b).

(B) Screens installed within 2 feet of the walking/working surface shall meet the strength requirements of subsection (b) with increased strength based on the fall distance below the walking/working surface as determined by a qualified person. In no case shall the strength of the screen below the skylight be less than the strength requirements of subsection (b). A screen more than 2 feet below the walking/working surface shall not serve as fall protection.

(C) A screen shall not be used for fall protection in accordance with subsection (e)(2)(A) or (e)(2)(B) if the broken skylight glazing will pose an impalement hazard to a worker who has fallen through the skylight and is lying on top of the screen. Skylights containing tempered, laminated, or plastic glazing, or similar materials shall not be considered to impose an impalement hazard.

(D) The screen construction shall be of grillwork, with openings less than 12 inches in the least horizontal dimension.

(3) Guardrails meeting the requirements of Section 3209.

(4) The use of a personal fall protection system meeting the requirements of Section 1670 of the Construction Safety Orders.

(5) Covers, including the skylight itself, meeting the requirements of subsection (b) installed over the skylights, or skylight openings. Where the skylight itself serves as a cover, the skylight shall be required to meet only the strength requirements of subsection (b). Further, for skylights serving as covers, the employer shall obtain documentation from the manufacturer that the skylight will meet the strength requirements of subsection (b) for the dates that work will be performed in the vicinity of the skylight. Such documentation shall be obtained prior to the start of work and shall be made available upon request.

(6) Skylight nets.

(A) Materials. Materials used for skylight nets shall be of natural or synthetic fiber of sufficient size, strength, and number to absorb a 400 pound load dropped from 42 inches above the surface of the net. The net hardware shall be drop-forged, pressed, or formed steel, or material of equal or better quality. The maximum size of mesh shall not exceed 36 square inches or be longer than 6 inches on any side, measured center-to-center of mesh ropes or webbing. No mesh member shall exceed 6 inches in length measured center-to-center of mesh crossings. All mesh crossings shall be anchored to eliminate frictional wear and prevent enlargement of mesh openings. Nets shall not be larger than 12 feet by 12 feet.

(B) Inspection.

1. Skylight nets shall be inspected weekly by a competent person utilizing the inspection procedures supplied by the manufacturer.

2. Visual inspections shall be performed daily by an authorized person trained on the manufacturer's inspection procedures before the net is relied upon for fall protection.

(C) Training. Employees shall be trained to recognize the hazards of falling into nets, and on the procedures to be followed in order to limit the potential injury from such falls. The training program shall include, at a minimum:

1. The tested limits of the net

2. Avoiding falls

3. Location of weekly inspection records and the person responsible

4. Procedures for retrieving a worker who has fallen into the net

5. Manufacturer's instructions on the use and limitations of the skylight net

6. Manufacturer's inspection requirements

7. Factors affecting net life, including, but not limited to, sunlight, abrasion, dirt/sand, rust, and airborne contaminants

(D) Care, Maintenance, and Storage. The care, maintenance, and storage of nets shall be in accordance with the net manufacturer's recommendations. Nets shall be protected from sparks, hot slag, or other materials which could compromise the strength of the net.

(E) Nets shall be removed from service under any of the following conditions:

1. The frame becomes warped, bent or distorted.

2. The netting becomes torn, unraveled, cut, or has excessive slippage of the mesh crossings.

3. The net has been modified from the original manufacturer's design or specification.

4. The recommended service life of the net as provided by the manufacturer has expired. Nets without a manufacturer supplied expiration date shall not be used for fall protection in accordance with this section.

EXCEPTION: to subsection (e)(6)(E)4. If the employer effectively records and documents the date that the net was first placed in service, the service life of the net shall begin on the date placed into service instead of the date of manufacture.

5. Other removal criteria specified by the manufacturer.


(F) Nets shall not be left on the skylight for longer than the duration of the job or one year whichever is less.

(G) Nets shall be used with sufficient clearance to prevent user's contact with the surfaces or structures below the skylight.

(7) A fall protection plan as prescribed in Section 1671.1 of the Construction Safety Orders when it can be demonstrated that the use of fall protection methods as contained in subsections (e)(1-6) of this Section is impractical or creates a greater hazard.

EXCEPTION: to subsection (e): When the work is of short duration and limited exposure such as measuring, roof inspection, electrical/mechanical equipment inspection, etc., and the time involved in rigging and installing the safety devices required in subsections (e)(1) through (e)(6) equal or exceed the performance of the designated tasks of measuring, roof inspection, electrical/mechanical equipment inspection, etc., these provisions may be temporarily suspended provided that adequate risk control is recognized and maintained.





P : 877.791.4446  
E : [safetyorders@garlockequip.com](mailto:safetyorders@garlockequip.com)  
GARLOCKSAFETY.COM

Address  
2601 Niagara Ln N.  
Plymouth, MN 55447