

# 258 LABEL PRINTER APPLICATOR

The Merging of Speed, Safety, and Simplicity



## TABLE OF CONTENTS

Introduction..... 3  
Engineered for Speed, Safety, and Simplicity..... 4  
Key Features & Benefits ..... 6  
System Components ..... 7  
CrossMerge™ Module..... 8  
Single Button Control..... 9  
Integrated Barcode Scanning..... 10  
Integrated Mounting Stand..... 11  
Determining Correct Height ..... 12  
Specifications & Dimensions ..... 13



## INTRODUCTION

Presenting the 258 label printer applicator – the merging of speed, safety, and simplicity for case and tray labeling, without any of the shortcomings or compromises found in competitor systems.

- **SPEED** – 50% faster than competitor systems, with rates up to 200 ft/min. or more
- **SAFETY** – System swings away from moving conveyor for safer operator access
- **SIMPLICITY** – A single color-coded button replaces HMI for ease of use

Utilizing our patent pending CrossMerge™ technology, print speed has been decoupled from applicator speed. This means we print slower (for greater quality) and apply faster (for greater throughput).

SIMULTANEOUSLY.

The 258 also boasts these robust features, collectively not found in other systems:

- Labels are printed along the narrower dimension, meaning more labels available per roll and less overall time for replenishment.
- Barcodes are printed and applied in the preferred orientation, meaning there is no need to slow your rate (or stop completely) to apply labels.
- Expanded reach: the 258 will reach up to 6" across conveyor lines.
- The 258 is all-electric, meaning reduced expenses by not requiring compressed air.

At ID Technology, we truly understand what material handling and supply chain operations demand. This makes the 258 label printer applicator the perfect solution for high-speed case and tray labeling automation.



## ENGINEERED FOR SPEED

With our patent-pending CrossMerge™ technology, the 258 decouples the print speed from the applicator speed. Ultimately, we print slower and apply faster. Simultaneously.

This means we print the best possible quality label information completely separate from the label's application rate requirements.

- The 258 prints labels/barcodes at an optimum speed for increased quality and readability. Better scans translate to fewer rejections down the line.
- The applicator speed, separate from the print speed, is **up to 50% faster than competitor systems** and matches conveyor rates of 200 ft/min or more to achieve greater throughput of your items.
- To really boost your throughput, integrate two 258 systems in tandem and achieve zero downtime in your operations:

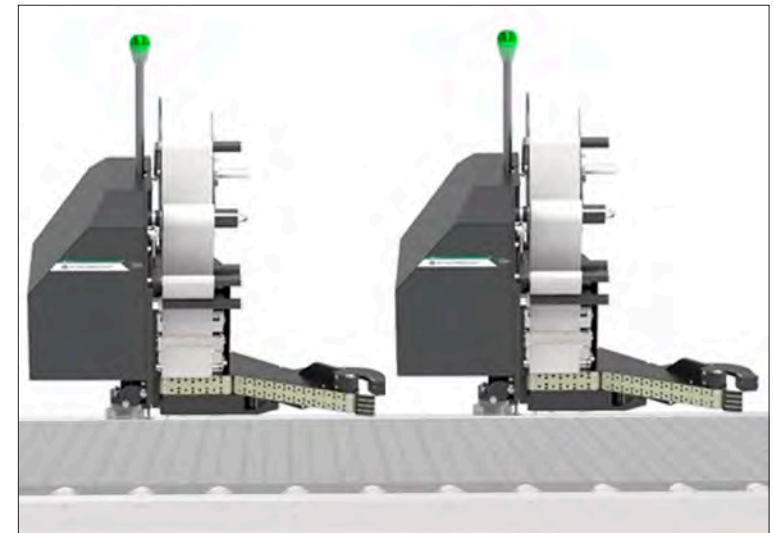
Parent/Child: A primary 258 system applies labels to all items. The child takes over the labeling processes – seamlessly – when the parent requires label changeover or service. Parent resumes primary role when back online.

Alternating: Each 258 takes turns applying a label to the items. When a label changeover is required, one of the 258 systems takes over all labeling processes, without interruption, until the second system is back online.

Tag Team: The active 258 labels each item until it requires service or a label roll change, then automatically transfers to the other 258 to be the primary labeling system. Also, if the primary 258 fails to label an item, the secondary 258 will perform the task.



**THE 258 APPLIES LABELS AT RATES OF 200 FT/MIN OR MORE, SO YOU CAN ACHIEVE MAXIMUM THROUGHPUT OF YOUR CASES OR TRAYS**



**ZERO DOWNTIME SOLUTION - UTILIZE TWO 258 SYSTEMS IN TANDEM AND WATCH YOUR THROUGHPUT SOAR**

## ENGINEERED FOR SAFETY

Whether the 258 requires service, maintenance, or label roll changes, several key features ensure safe interaction with an operator and live operations.

- The 258 swings away from the conveyor – and automatically switches offline when rotated – to provide safe, unobstructed access.
- No pinch points from reciprocating parts.
- Applicator belt automatically disables when system is set to offline or rotated away from the conveyor.
- For added safety during operator service or maintenance, the applicator arm swings away for even easier access.



258 ROTATES AWAY FROM LIVE CONVEYOR FOR SAFE OPERATOR INTERACTION

## ENGINEERED FOR SIMPLICITY

Designed with operators in mind, the 258 high-speed case and tray labeling automation system is intentionally engineered to be simple.

- We've eliminated the traditional HMI in favor of a singular color-coded button that performs all of the functions you need to operate the 258 with a simple push. That means no menus or pages to navigate within a display.
- The 258 prints labels along the narrow dimension, equating to having twice as many labels available per roll and reducing the number of label changeovers.
- Barcodes are printed and applied in the preferred orientation, meaning there is no need to slow your rate (or stop completely) to apply labels.
- The 258 is comprised of modular components for easy and efficient service and maintenance, when required.
- Optional integrated camera provides pre-programmed barcode validation immediately after label application for even greater simplicity.



COMPLETE CONTROL OF THE 258 IS MANAGED WITH A SINGULAR BUTTON

## KEY FEATURES & BENEFITS

### ID TECHNOLOGY 258

- Up to 50% faster than competitor systems.
- Print speed is decoupled from applicator speed. Labels are printed for optimum quality, then applied via CrossMerge™ technology at a different speed to match rate (200 ft/min or more).
- Labels printed along short dimension:
  - Up to twice as many labels available per roll
  - Fewer label changeovers
- Safer operator interaction – system swings away from live conveyor for service, maintenance, and label changeover. And no reciprocating parts to cause pinch points.
- No HMI – all functions controlled via a single, color-coded button.
- Label Sizes
  - Maximum Size: 6" wide x 4" feed
  - Minimum Size: 4" wide x 1.75" feed
- Up to 6" reach across conveyor.
- All-electric – no compressed air required.
- Improved barcode quality on labels compared to inkjet solutions (and inkjet cannot imprint to shrink-wrapped trays effectively).
- Thermal Transfer or Direct Thermal imprint options.
- Optional integrated camera:
  - Pre-programmed barcode validation immediately after label application.
  - Provides warning when barcode quality deteriorates due to required print head maintenance/service.

### Disadvantages of Competitor Systems

- Singular function limitation – print or feed or apply (not all simultaneously) via applicator.
- Fewer labels per roll, as they are printed along the longer dimension, leading to more frequent changeovers and downtime.
- Loss of print quality due to higher print speeds to keep up with line rate.
- Increased service and maintenance requirements for systems that print direct thermal labels due to faster wear of thinner element coatings.
- Barcodes printed in less-preferred orientation, resulting in slower print speeds and reduced barcode quality.
- Limited reach across conveyor lines.
- Systems that require compressed air increase overall costs.
- Operator HMI that requires additional search and navigation.
- Safety considerations that may place operators in close proximity to moving conveyors when performing service or maintenance.

**MULTI-COLOR STATUS BEACON**

The status beacon mirrors the smart button interface, providing a visual of the machine status from any direction.

**LINER REWIND MODULE**

After leaving the printer, the label liner is wound onto the rewind, where it is easy to remove for disposal.

**CROSSMERGE™ APPLICATION MODULE**

ID Technology's unique CrossMerge™ module, allows the labels to feed in the optimum orientation for printing, then changes to the correct orientation for application to the product.

**INTEGRATED BARCODE CAMERA (OPTIONAL)**

This system checks every barcode to ensure it scans correctly and can also monitor barcode print quality



**UNWIND MODULE**

Securely holds the label roll and controls the web tension to ensure accurate label feeding.

**SINGLE SMART BUTTON INTERFACE**

The 258's unique one-button interface. This also provides machine status information.

**THERMAL PRINT ENGINE**

The SATO print engine (more options to follow) is integrated into the 258 and feeds, prints and dispenses the labels.

**INTEGRATED ROTATING MOUNTING SYSTEM**

Designed to make life easier and safer for the operators, the mounting system allows the 258 to be rotated away from the conveyor for replenishing labels and ribbons, or for routine maintenance or service.

## CROSSMERGE™ MODULE

The 258 label printer applicator utilizes ID Technology's patent-pending CrossMerge™ module to print and apply labels to cases and trays.

With this technology, labels are fed through the print engine in the most efficient orientation and then change direction to be accurately applied to the product.

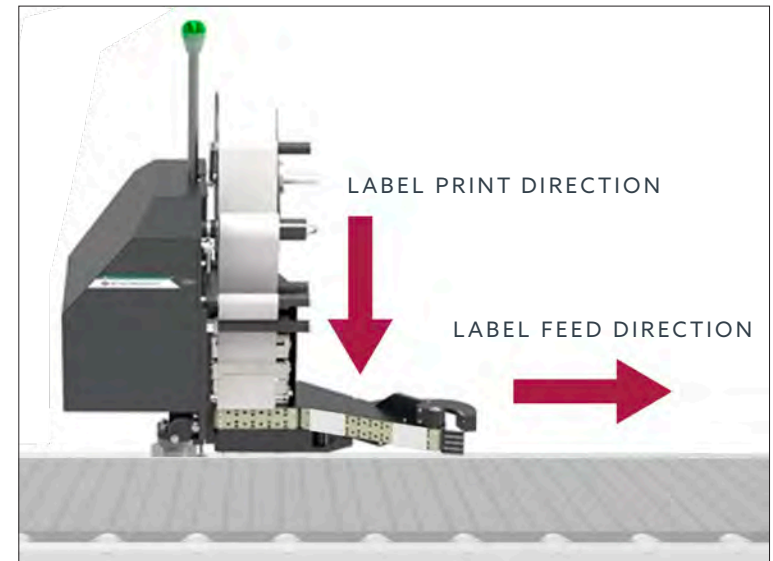
There are important advantages to CrossMerge™ that directly benefit customers:

- The print speed is decoupled from the application speed, allowing the printer to run at a slower speed for greater quality. Lower print speed causes less wear (and consequently reduced maintenance requirement) on the printhead.
- Greater print quality equates to improved ISO/ANSI barcode verification scores.
- Labels are applied perpendicular to the print direction, allowing for a faster application speed, thus providing higher output.
- Up to twice as many labels per roll with a 4x2 label compared to conventional wipe-on labeling.
- Up to twice as many labels printed before printhead replacement needed.
- Unlike wipe-on labelers with delicate near-edge printheads, CrossMerge™ works with both thermal transfer and direct thermal labels.

The CrossMerge™ module is forgiving with regard to product handling accuracy. Although, as with any labeling concept, the best results are achieved with good quality product handling.



THE 258'S CROSSMERGE™ MODULE IS A REVOLUTIONARY SOLUTION TO HIGH-SPEED CASE AND TRAY LABELING.











LABEL PRINT SPEED IS SEPARATE FROM LABEL APPLICATION SPEED, SO YOU GET GREATER PRINT QUALITY WHICH EQUATES TO BETTER BARCODE READABILITY.



## SINGLE BUTTON CONTROL

Is it possible to operate a sophisticated labeling system like the 258 with a single button? Yes, thanks to creative PLC programming and deep print engine integration from ID Technology' engineering team.

The singular control button on the 258 not only allows for feeding labels, turning the system online or offline, and start/stop the belts, but it also provides a visual display of machine status conditions:

-  Green: Online with label data present.
-  Blue: Online waiting for label data.
-  Red: Offline.
-  Flashing Red: System error.
-  Light Blue: Belt running, with stand open.
-  Yellow/Green: Low media / with print data present.
-  Yellow/Blue: Low media / without print data.
-  Purple: Barcode inspection quality warning.

In addition, the print engine HMI allows the operator to perform simple adjustments to print delay and print speed/darkness settings.



**DESIGNED WITH OPERATORS IN MIND, MANAGE COMPLETE CONTROL OF THE 258 WITH THE PUSH OF A BUTTON**

## INTEGRATED BARCODE SCANNING

When printing labels with GS1 barcodes, it is crucial for supply chain and logistics applications that barcodes are correctly printed to comply with GS1 standards.


The 258 offers an optional integrated barcode reading system that ensures every printed barcode can be easily scanned, helping to ensure you are complying and reducing the possibility of expensive chargebacks.

In addition, the barcode camera is mounted in a fixed position to the cam module. This prevents inadvertent movement or adjustment of the component when operators are interacting with the system.

The image-based camera reads all common barcode formats and provides a warning in the event barcode quality deteriorates – indicating the printhead needs cleaning or replacement.

### Barcode Scan Sequence

- Green flash on beacon for a good read
- Red flash on beacon if no read.
- With two 258 systems, after a no read on the primary head, the secondary will attempt to label the item (assuming it is in ready state).
- 3 consecutive no reads puts the labeler in offline mode.
- If barcode quality declines, a triple purple flash warning shows on the labeler beacon.



**AN INTEGRATED SCANNER OPTION PROVIDES BARCODE VERIFICATION IMMEDIATELY AFTER LABEL APPLICATION**

## INTEGRATED MOUNTING STAND

With some labeling systems, it can be difficult to access the machine for replenishing labels and ribbons, often having to reach over a moving conveyor.

The integrated mounting system included with the 258 allows the labeler to rotate away from the conveyor, allowing simple and safe access. As soon as the machine starts to rotate, it is put into offline mode and the belts are stopped.

In addition, the CrossMerge™ module swings away from the peel plate area, providing ample room to work on the printer. This makes reloading the machine with labels and ribbons safe and straightforward for your operators.



THE 258 IN NORMAL OPERATION POSITION



THE 258 ROTATED INTO SERVICE POSITION



THE CROSSMERGE™ MODULE ROTATES FOR MORE ACCESS

## DETERMINING CORRECT HEIGHT

The 258 is mounted on a pivoting mounting system, attached to a TX15 upright.

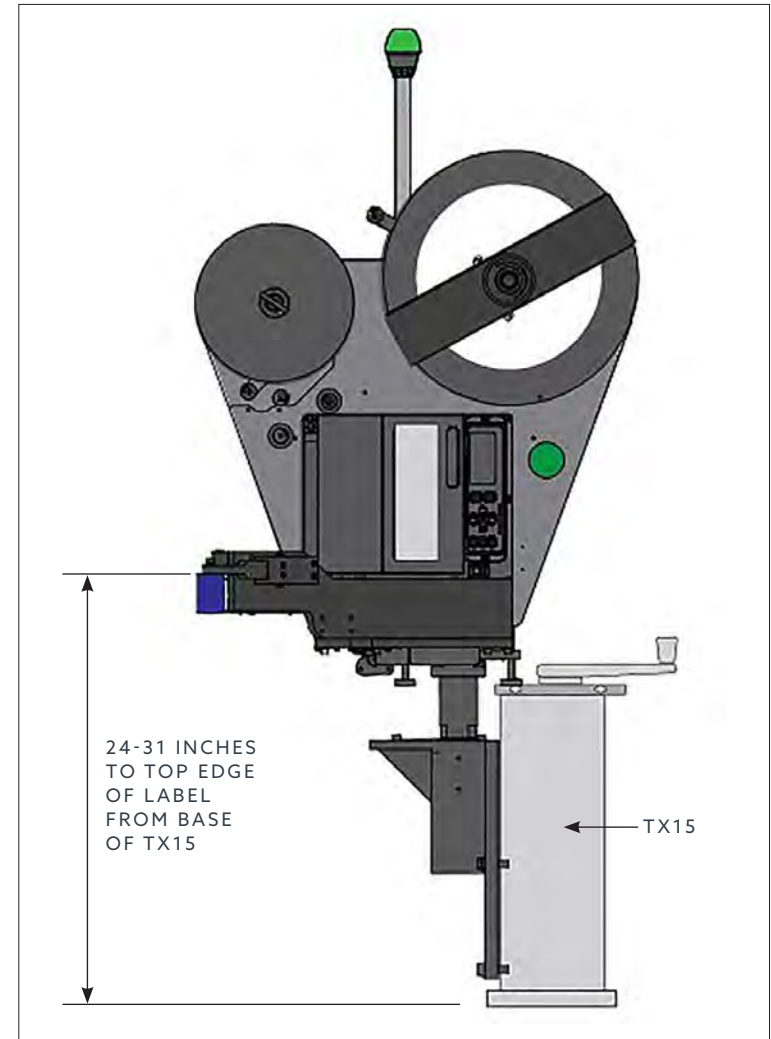
This provides an adjustable distance of 24-31 inches from the base of the TX15 to the top edge of the label.

The 258 is normally fixed to the floor, using our 0.75 inch thick floor plate and height adaptors of 6, 12 or 26 inches to achieve the required height.

### Example: How to Calculate Stand Height



- Conveyor belt is 30 inches from the floor.
- Top edge of a 4x2 inch label is 3.5 inches above the conveyor belt, requiring a height of 33.5 inches.
- Using the standard mount, plus the 0.75 inch floor plate, and 6 inch height adaptor, a range of 30.75 to 37.75 inches is achieved – ideal for this system application.

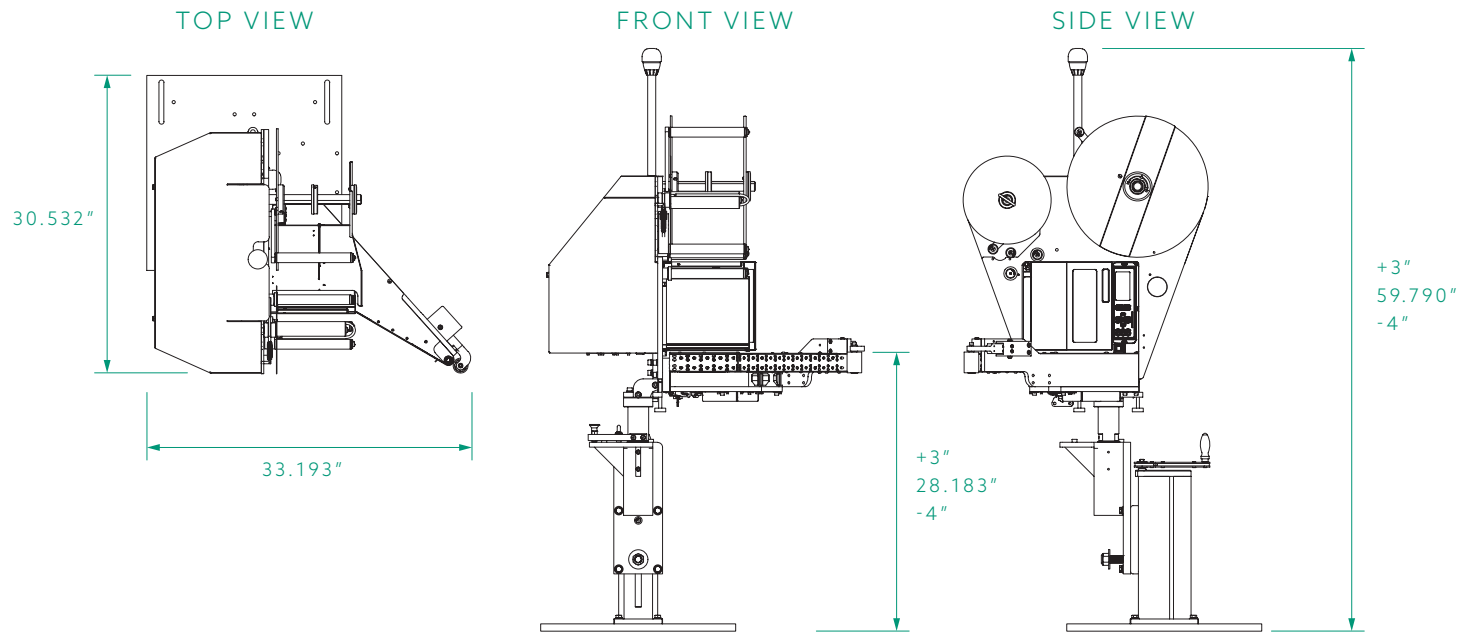


ADJUSTABLE DISTANCE OF 24-31 INCHES FROM THE BASE OF THE TX15 TO THE TOP EDGE OF A LABEL

## SPECIFICATIONS

|                         |   |
|-------------------------|---|
| CONVEYOR SPEED          | IN EXCESS OF 200 FT/MIN                           |
| MAX LABEL SIZE          | 6" WIDE X 4" FEED                                 |
| MIN LABEL SIZE          | 4" WIDE X 1.75" FEED                              |
| LABEL ROLL DIAMETER     | UP TO 14"   |
| RESOLUTION              | 200 DPI, 300 DPI                                  |
| IMPRINT TYPE            | THERMAL TRANSFER OR DIRECT THERMAL                |
| LABEL RATES             | 130/MIN FOR 4X2" LABEL                            |
| MAX REACH OVER CONVEYOR | 6"  |
| LABELING ACCURACY       | +/- 1/8" - SUBJECT TO PRODUCT HANDLING VARIATIONS |
| AIR REQUIREMENT         | NONE  |
| ELECTRICAL REQUIREMENT  | 110/220 VAC 3 AMPS                                |

## DIMENSIONS



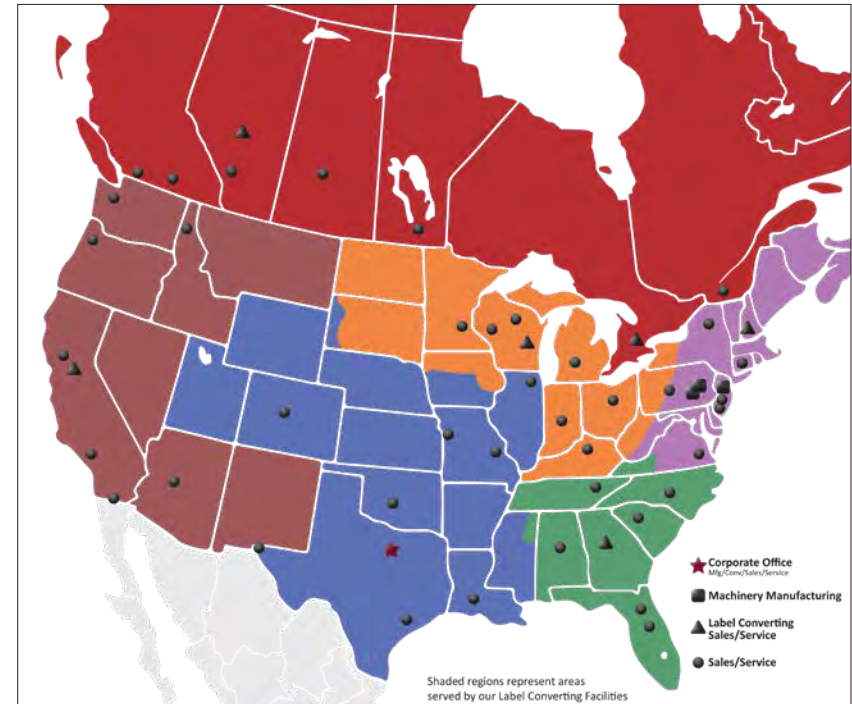
HEIGHT ADAPTORS MAY BE ADDED AS NEEDED TO ACHIEVE REQUIRED HEIGHT.

## CONTACT INFORMATION

Customers across North America depend on ID Technology, Panther, EPI, Greydon, and Code Tech to design, build, and install the most effective product, case, and pallet identification systems for their production lines. As a leading manufacturer and integrator of labeling, coding, and marking equipment, we take the time to understand our customer's needs, which means we have your solution.

ID Technology also provides our customers with multiple separate label converting plant locations across North America to efficiently and quickly produce quality labels and tags. As part of the ProMach Labeling & Coding business line, ID Technology, EPI, Panther, Greydon, and Code Tech help our packaging customers protect and grow the reputation and trust of their consumers.

ProMach is performance, and the proof is in every package.



## ID TECHNOLOGY

5051 N. Sylvania Ave., Suite 405

Fort Worth, TX 76137

888.438.3242

[www.idtechnology.com](http://www.idtechnology.com)

[IDT@ProMachBuilt.com](mailto:IDT@ProMachBuilt.com)