



WORKPLACE SHELVING STORAGE RACKS SHOP FURNITURE & SPECIALTY STORAGE

Look to Tri-Boro for:

*Outstanding Quality
Affordable Pricing
& Ontime Delivery*

Online PDF Catalog Pages

Tri-Boro Shelving and Partition Corp.
300 Dominion Drive • Farmville, VA 23901
Toll Free: 1-800-633-3070
Phone: 434-315-5600
Fax: 434-315-0139

Tri-Boro Shelving & Partition Corporation
296 Wythe Avenue • Brooklyn, N.Y. 11211
Phone: 718-782-8527
Fax: 718-963-0457

www.triboroshelving.com

e-mail: info@triboroshelving.com

Tri-Boro Bin Divider Units

GENERAL FEATURES AND BENEFITS

- Three Heights: 39", 75" and 87"
- Three Depths: 12", 18" and 24"
- Clip Type or Nut & Bolt Type Available
- Label Holders and Bin Fronts Optional
- 22, 20 and 18 Gauge Shelves Available
- Assembly Services Available

Note: Nut & Bolt type with 22 gauge shelves are standard. Please specify if clip type is required and also the gauge.



TRI-BORO BIN DIVIDER UNITS BUILT TO LAST, DESIGNED TO BE USED.

When you need durable, convenient storage for small parts or supplies do what so many other facilities have done. These storage centers are found everywhere... service areas, parts departments, tool rooms, shipping rooms, warehouses, and assembly areas. The units provide easy and free access to all components and allow quick visual inspection of their contents.

Sturdy 22 gauge steel box shelves are reinforced by dividers that feature safety hemmed or beaded edges to avoid injury during retrieval of the bin contents. Rugged 14 gauge upright posts, punched on 1" or 1-1/2" centers, support a heavy load of small parts. The dividers can be moved, added to or removed at any time to accommodate changing storage needs.

Closed back and side panels keep the contents

where they belong... on the shelf. They provide additional rigidity, durability and security to the bin units. Bin divider modules can be used individually or in continuous configurations. Select from popular standard styles and sizes or have Tri-Boro custom design units to meet your very specific needs.

- **Bin divider units feature base plates to create a finished look, and prevent small items, litter and debris from collecting underneath the unit.**
- **Units shipped K.D. to save freight... assemble easily and quickly with Shelf Clips and Divider Spring Clips. (Comes complete with all components ready for assembly.)**



Assembly Available

39" High Bin Divider Units

Ideal for bench or table top applications




Tri-Boro Bin Divider Units are manufactured in a wide range of sizes. The shelf is a box type shelf with full welded box formation in the front and the back of the shelf. The bin divider units are available in 12", 18" or 24" depths, in 1" O.C. or 1-1/2" O.C.

Units are available in clip or nut and bolt type.



All Tri-Boro steel components receive a rust resistant phosphatized cleaning for better paint adhesion and durability. A custom, quality blended powder coat paint is applied "Electro-Statically" and then baked on in a continuous curing oven for lasting durability and outstanding appearance.

Available enamel colors



C.16 Bin Shelf Unit - All Bins Are 9" x 9"

Catalog No.	Height	Size D x W	Weight (lbs.)
BD39A16	39"	12" x 36"	74.0
BD39B16	39"	18" X 36"	96.0
BD39C16	39"	24" X 36"	120.0



Note: Nut & Bolt type with 22 gauge shelves are standard. Please specify if clip type is required and also the gauge.

A. 6 Bin Shelf Unit - All Bins Are 18" x 12"


Catalog No.	Height	Size D x W	Weight (lbs.)
BD39A6	39"	12" x 36"	59.0
BD39B6	39"	18" X 36"	73.0
BD39C6	39"	24" X 36"	88.0



D. 24 Bin Shelf Unit - All Bins Are 9" x 6"

Catalog No.	Height	Size D x W	Weight (lbs.)
BD39A24	39"	12" x 36"	89.0
BD39B24	39"	18" X 36"	113.0
BD39C24	39"	24" X 36"	141.0

B. 9 Bin Shelf Unit - All Bins Are 12" x 12"



Catalog No.	Height	Size D x W	Weight (lbs.)
BD39A9	39"	12" x 36"	63.0
BD39B9	39"	18" X 36"	80.0
BD39C9	39"	24" X 36"	97.0

E. 36 Bin Shelf Unit - All Bins Are 6" x 6"



Catalog No.	Height	Size D x W	Weight (lbs.)
BD39A36	39"	12" x 36"	100.0
BD39B36	39"	18" X 36"	131.0
BD39C36	39"	24" X 36"	167.0

75" High Bin Divider Units

Where ceiling height and overhead lighting is a factor




Assembly Available

Note: Nut & Bolt type with 22 gauge shelves are standard. Please specify if clip type is required and also the gauge.



F. 12 Bin Shelf Unit - All Bins Are 18" x 12"

Catalog No.	Height	Size D x W	Weight (lbs.)
BD75A12	75"	12" x 36"	108.0
BD75B12	75"	18" X 36"	133.0
BD75C12	75"	24" X 36"	161.0




H. 32 Bin Shelf Unit - All Bins Are 9" x 9"

Catalog No.	Height	Size D x W	Weight (lbs.)
BD75A32	75"	12" x 36"	151.0
BD75B32	75"	18" X 36"	194.0
BD75C32	75"	24" X 36"	245.0



G. 18 Bin Shelf Unit - All Bins Are 12" x 12"

Catalog No.	Height	Size D x W	Weight (lbs.)
BD75A18	75"	12" x 36"	115.0
BD75B18	75"	18" X 36"	143.0
BD75C18	75"	24" X 36"	178.0



I. 72 Bin Shelf Unit - All Bins Are 6" x 6"

Catalog No.	Height	Size D x W	Weight (lbs.)
BD75A72	75"	12" x 36"	193.0
BD75B72	75"	18" X 36"	251.0
BD75C72	75"	24" X 36"	311.0

See Page 16 for Parts List

87" High Bin Divider Units

For large capacity in limited floor space



Assembly Available

Note: Nut & Bolt type with 22 gauge shelves are standard. Please specify if clip type is required and also the gauge.



**J. 14 Bin Shelf Unit -
All Bins Are 18" x 12"**



**L. 17 Bin Shelf Unit -
4 Bins 9" x 12",
6 Bins 18" x 12",
6 Bins 12" x 12",
1 Bin 36" x 12"**

Catalog No.	Height	Size D x W	Weight (lbs.)
BD87A14	87"	12" x 36"	121.0
BD87B14	87"	18" X 36"	154.0
BD87C14	87"	24" X 36"	181.0

Catalog No.	Height	Size D x W	Weight (lbs.)
BD87A17	87"	12" x 36"	126.0
BD87B17	87"	18" X 36"	163.0
BD87C17	87"	24" X 36"	191.0



**K. 16 Bin Shelf Unit -
6 Bins 9" x 12",
5 Bins 18" X 12",
4 Bins 18" X 9",
1 Bin 36" X 18"**



**M. 21 Bin Shelf Unit -
All Bins Are 12" x 12"**

Catalog No.	Height	Size D x W	Weight (lbs.)
BD87A16	87"	12" x 36"	124.0
BD87B16	87"	18" X 36"	157.0
BD87C16	87"	24" X 36"	185.0

Catalog No.	Height	Size D x W	Weight (lbs.)
BD87A21	87"	12" x 36"	137.0
BD87B21	87"	18" X 36"	170.0
BD87C21	87"	24" X 36"	206.0


See Page 16 for Parts List

87" High Bin Divider Units Continued




Assembly Available

Note: Nut & Bolt type with 22 gauge shelves are standard. Please specify if clip type is required and also the gauge.




N. 29 Bin Shelf Unit -
18 Bins 6" x 6",
4 Bins 18" x 9",
4 Bins 9" x 12",
3 Bins 36" x 12"




P. 35 Bin Shelf Unit -
32 Bins 9" x 9",
3 Bins 12" x 12"

Catalog No.	Height	Size D x W	Weight (lbs.)
BD87A29	87"	12" x 36"	147.0
BD87B29	87"	18" X 36"	187.0
BD87C29	87"	24" X 36"	222.0

Catalog No.	Height	Size D x W	Weight (lbs.)
BD87A35	87"	12" x 36"	153.0
BD87B35	87"	18" X 36"	194.0
BD87C35	87"	24" X 36"	235.0



O. 34 Bin Shelf Unit -
6 Bins Are 12" x 12",
4 Bins 18" x 9",
24 Bins 6" x 6",
18 Drawer Boxes 5-1/2" Wide



Q. 36 Bin Shelf Unit -
4 Bins 9" x 12",
32 Bins 9" x 9"

Catalog No.	Height	Size D x W	Weight (lbs.)
BD87A34	87"	12" x 36"	169.0
BD87B34	87"	18" X 36"	210.0
BD87C34	87"	24" X 36"	260.0

Catalog No.	Height	Size D x W	Weight (lbs.)
BD87A36	87"	12" x 36"	160.0
BD87B36	87"	18" X 36"	209.0
BD87C36	87"	24" X 36"	258.0


See Page 16 for Parts List

87" High Bin Divider Units Continued




Assembly Available

Note: Nut & Bolt type with 22 gauge shelves are standard. Please specify if clip type is required and also the gauge.




R. 37 Bin Shelf Unit -
24 Bins 9" x 6",
9 Bins 12" x 12",
4 Bins 9" x 12"




T. 45 Bin Shelf Unit -
24 Bins 6" x 6",
12 Bins 9" x 9",
6 Bins 12" x 12",
3 Bins 12" x 9"

Catalog No.	Height	Size D x W	Weight (lbs.)
BD87A37	87"	12" x 36"	162.0
BD87B37	87"	18" X 36"	212.0
BD87C37	87"	24" X 36"	251.0

Catalog No.	Height	Size D x W	Weight (lbs.)
BD87A45	87"	12" x 36"	171.0
BD87B45	87"	18" X 36"	221.0
BD87C45	87"	24" X 36"	265.0



S. 38 Bin Shelf Unit -
12 Bins 6" x 6",
6 Bins 6" x 9",
14 Bins 9" x 9",
1 Bin 18" x 9",
1 Bin 36" x 15"



U. 54 Bin Shelf Unit -
48 Bins 6" x 9",
6 Bins 6" x 12"

Catalog No.	Height	Size D x W	Weight (lbs.)
BD87A38	87"	12" x 36"	103.0
BD87B38	87"	18" X 36"	201.0
BD87C38	87"	24" X 36"	241.0

Catalog No.	Height	Size D x W	Weight (lbs.)
BD87A54	87"	12" x 36"	179.0
BD87B54	87"	18" X 36"	242.0
BD87C54	87"	24" X 36"	304.0


See Page 16 for Parts List

87" High Bin Divider Units Continued




Assembly Available

Note: Nut & Bolt type with 22 gauge shelves are standard. Please specify if clip type is required and also the gauge.



**V. 78 Bin Shelf Unit -
66 Bins 6" x 6",
12 Bins 9" x 9"**



**W. 117 Bin Shelf Unit -
99 Bins 4" x 6",
18 Bins 4" x 9"**

Catalog No.	Height	Size D x W	Weight (lbs.)
BD87A78	87"	12" x 36"	214.0
BD87B78	87"	18" X 36"	279.0
BD87C78	87"	24" X 36"	348.0

Catalog No.	Height	Size D x W	Weight (lbs.)
BD87A117	87"	12" x 36"	256.0
BD87B117	87"	18" X 36"	343.0
BD87C117	87"	24" X 36"	413.0

Our Bin Divider Units Are Also Available In Custom Configurations

Although our broad range of stock product will provide solutions for nearly every bin application, there might be special instances where a little modification may make a substantial difference in day-to-day suitability.

We have the components necessary for many custom configurations. We also have a knowledgeable staff ready to assist you, our customer, in arriving at solutions.

Whether you need bin units or work benches you can depend on Tri-Boro for quality products, affordable pricing and fast turn-around times on any order.



Other Tri-Boro Products: Shelving, Rivet-Rak™, Work Benches, Service Carts, Shop Desks & Much More!

