

**Engineered
EP products**



Selectrak[®]



Traytrak[®]

Selectrak Features

- Installs between pallet rack beams with simple supports.
- Front and rear supports available for formed, step and box beams.
- Required vertical space is reduced.
- Drop-in design allows for easy addition to existing rack without the use of tools.
- Custom supports are also available, simply call us with your requirements.
- Front end of Selectrak acts as a raised carton stop.
- Rear end of Selectrak has a load bar to withstand impact loading.
- Full width rollers provide total carton support and consistent carton flow.
- Installs on pallet rack beams with a simple retainer angle and lock mechanism.
- Track can overhang beams for increased storage space and contouring of racks.
- Available tilt-down, with 22° tilt—angles the carton for easy access to the picker.

Selectrak Benefits

- Selectrak can be added to existing single or double deep pallet racks.
- Selectrak can span up to 10' depending on product weight without the need for additional supports.
- Selectrak, when incorporated with pallet racks and mezzanines, maximizes storage density and increases number of SKU pick faces.
- Selectrak, in Order Pick areas, maximizes the number of SKU pick faces and minimizes walking distance.
- Selectrak maximizes accessibility, pick accuracy, and visibility.
- Pick accuracy is further enhanced when combined with EP's "E-Pick," Pick-to-Light.
- Selectrak minimizes operator interference and increases pick efficiency by Picking and Restocking from opposite ends.
- Selectrak utilizes Knuckle Shelves (Pick Shelf) for Broken Case Picking.
- Selectrak can be ordered with a 22° Drop End Shelf Discharge. Drop End Discharge is available in four (4) lengths: 12", 14", 16" and 18". Other lengths are available upon request.
- EP produces the complete Pick Module ensuring that all components fit for ease of installation.

Selectrak®

For New or Existing Pallet Rack Systems utilizing Box, Step, or Structural beams for Case Flow support.



Selectrak Application Guide

Choosing the right Selectrak for your application is easy. Depending on your industry and your style of operation (full case, split case, fork truck aisle, etc.) determines which model or combination of models will work for you.

For example:

High Profile: Used in loose pick applications or where contouring racks are preferred. Fully adjustable overhangs allow track to extend beyond pallet rack depth.

Low Profile w/Hangers: Generally chosen where vertical space is limited or above pallet storage requires fork trucks in the aisles.

Pick Shelf: Commonly combined with straight High Profile Selectrak for contouring of racks.




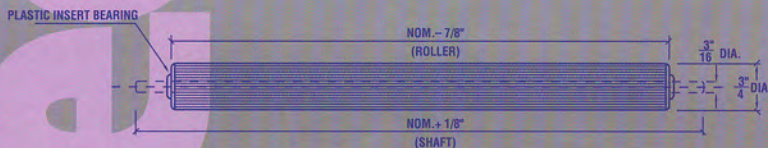
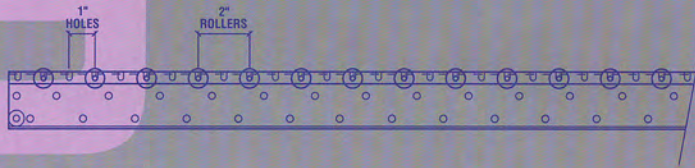
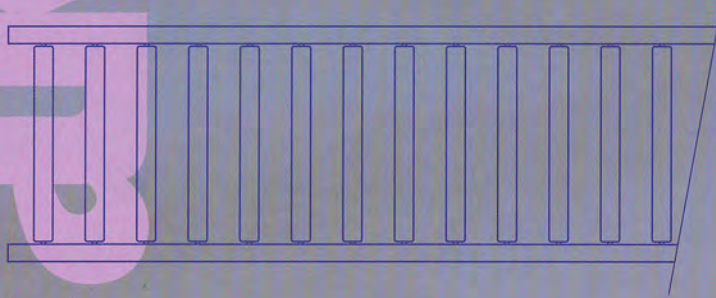
Selectrak Selection

Selectrak rests on top of the front, center, and rear support members.

- Selectrak can overhang at either end.
- Carton Stops are available.
- 22° Drop End Shelf is available.

Select End (Discharge):

- 1 Standard End Stop
- 2 Knuckle Shelf



Charge End



Selectrak Specifications

Product weights and Selectrak length

- 1 Selectrak supports up to 50 lbs. per foot of product with unsupported spans of 10' 0".
- 2 Selectrak length is determined by measuring the clear distance between the front and back support members.

Selectrak width

- 1 Selectrak is manufactured in 6", 9", 12", and 15" nominal widths.
- 2 Product overhang is acceptable.
- 3 Product guides are not required.

Selectrak pitch

Selectrak pitch requirements are based on product weight and the type of packaging.

Selectrak roller centers

- 1 There should always be a minimum of three (3) rollers under the smallest case.
- 2 Heavier products may require rollers with close centers of 1".
- 3 Cartons with light or flimsy bottoms will require rollers on a minimum of 2" centers.

Selectrak Specifications

Product capacity	up to 50 lbs./ft.
Track widths	6", 9", 12" and 15" (actual track width is 3/4" greater than nominal)
Track lengths	unsupported spans from 4' to 10'
Roller centers	1", 2", 3", and 4"
Adjustability	fully adjustable left and right 2" O.C. front and back
Label holders	supplied with hangers or end stops

Traytrak Features

- Installs in new or existing case flow trays.
- Saves vertical space.
- Drop-in design allows for easy addition to existing rack without the use of tools.
- Special supports are also available, simply call us with your requirements.
- Case flow trays act as a front-end stop.
- Rear support on tray absorbs shock of impact loading.
- Full width rollers provide total carton support and consistent carton flow.

Traytrak Benefits

- Traytrak can be added to existing case/carton flow systems with shelf frames.
- Traytrak, when incorporated with pallet racks, mezzanines, and replenish storage, maximizes storage density and increases number of SKU pick faces.
- Traytrak, in Order Pick areas, maximizes number of SKU pick faces and minimizes walking distance.
- Traytrak maximizes accessibility, pick accuracy, and visibility.
- Traytrak minimizes operator interference and increases pick efficiency by Picking and Restocking from opposite sides.
- Traytrak increases order pick accuracy when incorporated with E-Pick, Pick-to-Light,
- Traytrak can be utilized with Drop End Shelves (Pick Shelf) for picking loose items.

Traytrak[®]

Traytrak is used in New or Existing Case Flow Systems with dedicated Shelf Frames



Traytrak Application Guide


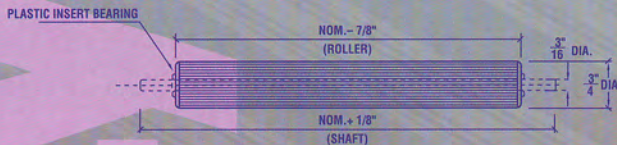
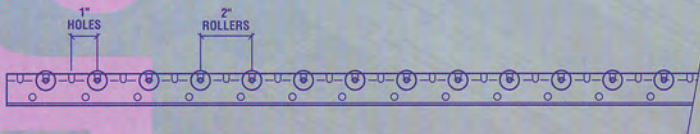
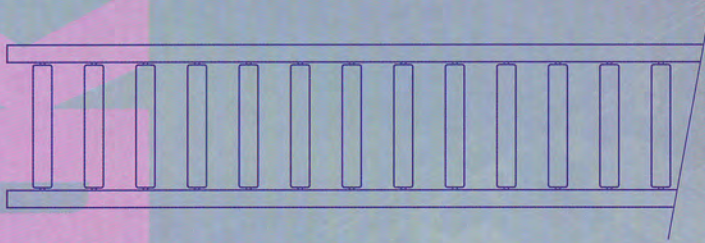
Choosing the right Traytrak for your application is easy. Depending on your industry and your style of operation (full case, split case, fork truck aisle, etc.) determines which model or combination of models will work for you.



Traytrak Selection

Traytrak mounts inside new or existing carton flow trays.

- Space Saver installations save vertical space.
- Adaptable to Pick-to-Lite, E-pick.



Charge End



Traytrak Specifications

Product weights and Traytrak length

- 1 Traytrak supports up to 50 lbs. per foot of product.
- 2 Traytrak length is determined by measuring the clear distance between the front and back of existing carton flow trays.

Traytrak width

- 1 Traytrak is manufactured in 6", 9", 12", and 15" nominal widths.
- 2 Product overhang is acceptable.
- 3 Product guides are not required.

Traytrak pitch

Traytrak pitch requirement are based on product weight and the type of packaging.

Traytrak roller centers

- 1 There should always be a minimum of three (3) rollers under the smallest case.
- 2 Heavier products may require rollers with closer centers.
- 3 Cartons with light or flimsy bottoms will require rollers on a minimum of 2" centers.

Traytrak Specifications

Product capacity	up to 50 lbs./ft. depending on tray design
Track widths	6", 9", 12" and 15" (actual track width is 3/4" greater than nominal)
Track lengths	to fit new or existing trays
Roller centers	1", 2", 3", and 4"