

CURVED BELT CONVEYORS

DETAILS

QUICK BELT CHANGES

The modular design allows belt changes to occur in as little as 15 minutes, minimizing downtime.

GUIDING PROFILE

Heavy-duty applications require robust features such as offset joints and double-seam secured belt beading. This allows a guiding profile that is up to five times stronger than traditional belt beading.

MODULAR DESIGN

With standard angles ranging from 30° to 180°, mounting options allow for easy integration into new or existing systems.


UNDERCARRIAGE SHIELDING

By ensuring proper ventilation, users can enjoy limited maintenance and downtime.

Curved Belt Conveyors (CBC) are built to transport heavy-duty loads and convey at speeds of up to 550 feet per minute. They are designed for stringent environments with continuous or clocked transportation of packages, containers, and packaged goods with changes in direction.

CBC are available in a variety of modular designs ranging from 30° to 180° angles, and in a wide range of standard measurements or customer-specific measurements for integration into new or existing systems.

These conveyors are also equipped with a unique belt guiding system that makes performing maintenance or service work simple. The belt can be replaced in as little as 15 minutes. Whereas replacing a belt on a traditional friction-driven curve can take hours.



C O N V E Y O R S

A DURAVANT COMPANY

CURVE BELT CONVEYOR

STANDARD SPECIFICATIONS

MAX LOAD CAPACITY	Up to 485 lbs
UNIT LOAD CAPACITY	Up to 132 lbs
NOMINAL WIDTH	Up to 59 in
INNER RADIUS	Up to 78.74 in
ANGLE	30 / 45 / 60 / 90 / 180°
MOTOR LOCATIONS	Inner / Outer Radius / Underslung
BELT SPEED	Up to 9.19 ft/s
BELT TYPE	2 Ply Polyester
GUARD RAILS	3.5 - 24 in
CONVEYOR HEIGHT	28.5 - 37.5 in
POWER	230 / 480 VAC - 60 Hz

MORE DETAILS

OPTIONS


VFD Frequency control on drive unit
 Brake on drive unit
 Variable motor positions
 Variable support mounting options
 Variable side guide mounting options
 Photoeye flow control and/or holders with variable mounting options

WARRANTY


ELECTRICAL: 12 Months
 MECHANICAL: 24 Months

SERVICES AVAILABLE


Technical Support
 Installation & Service
 Preventative & Routine Maintenance
 Application Support
 Operator & Maintenance Training




CONICAL PULLEY DESIGN



OFFSET BELT EDGE GUIDING PROFILE



MULTIPLE MOTOR MOUNT POSITIONS



BEARINGS LUBRICATED FOR LIFE



UNDERCARRIAGE VENTS

VISIT OUR WEBSITE TO LEARN MORE :: WWW.FMHCONVEYORS.COM



FMH CONVEYORS IS A MEMBER OF THE DURAVANT FAMILY OF COMPANIES

PACKAGING SOLUTIONS | FOOD PROCESSING SOLUTIONS | MATERIAL HANDLING SOLUTIONS | SUPPORTPRO

www.duravant.com