

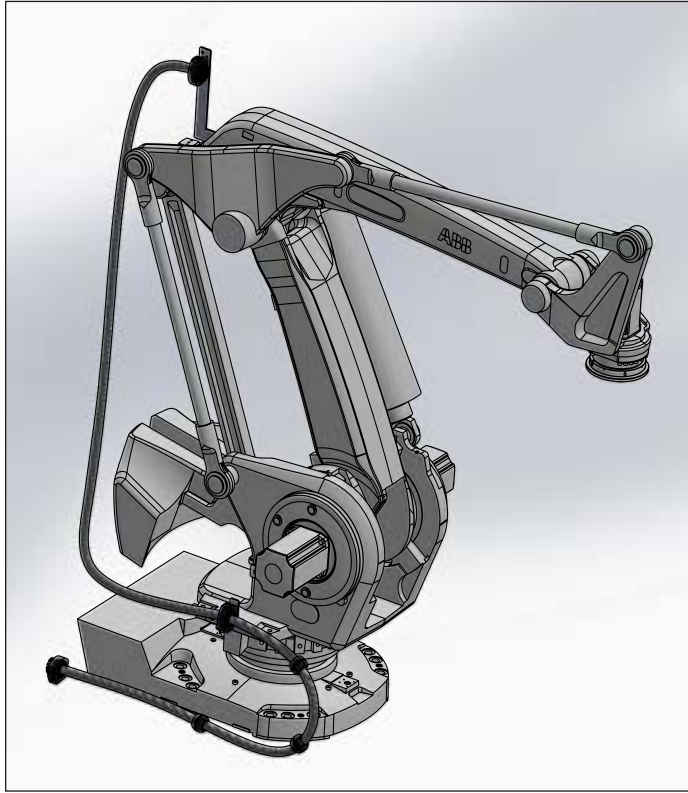


Pre-Designed Unpopulated Dresspacks

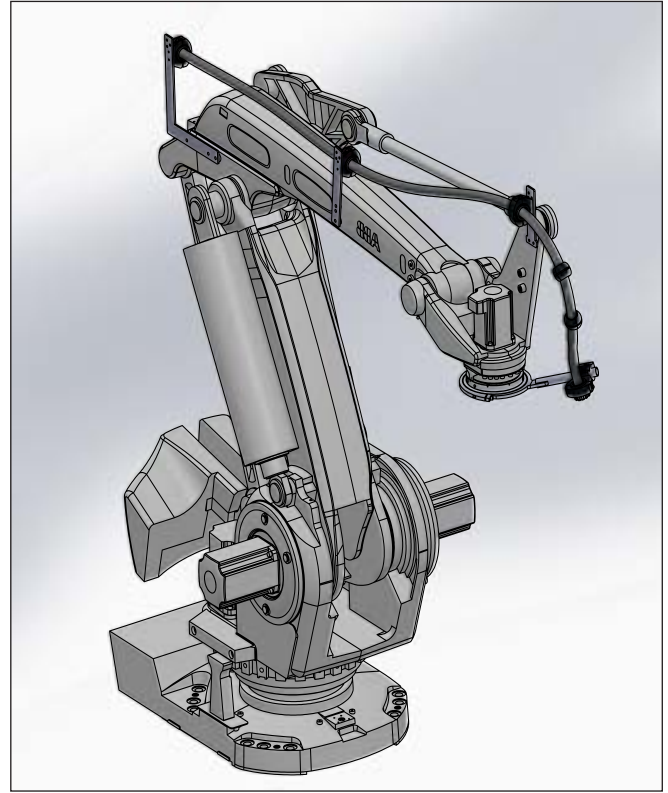
murrplastik®
Simply Smart Systems 

	Page
Dresspacks for ABB Robots	
ABB IRB 760	1
ABB IRB 2600	2
ABB IRB 4600	3
ABB IRB 6600	4
ABB IRB 6700	5
 Dresspacks for Denso Robots	
DENSO VS-6577-B and VS-6556-B	5
 Dresspacks for Epson Robots	
EPSON RC4-A901ST73, RC4-A601ST73, RC12XL-A1401ST73SS, RLS3B401ST9B3, RLS6B602ST9B3, RG6-651ST73 and C8XL	6
 Dresspacks for Fanuc Robots	
FANUC ArcMate 100iD-120iD	7
FANUC LR Mate 200iD	8
FANUC M20iD/25 & M710iC/45M	9
FANUC M710iC/50 & M710iC/70	10
FANUC M900iB 280L & M900iB 360	11
FANUC M900iB/700	12
FANUC R1000iA 80/100/130F & R2000iA & iB 165/210F	13
FANUC R2000iC/125L	14
FANUC R2000iC/165 and 210F	15
FANUC R2000iC/270F	16
 Dresspacks for Nachi Robots	
NACHI MZ12 & MZ2	17
 Dresspacks for Yaskawa Motoman Robots	
Yaskawa Motoman GP7, GP8 and GP12	18
Yaskawa Motoman GP25 and GP50	19
Yaskawa Motoman GP180	20
	21

ABB IRB 760



34.36.011.01 Complete robotic dresspack, Axis 1-3, without retraction system, high-flex conduit with ID 28.7mm











34.36.021.01 Complete robotic dresspack, Axis 1-3, without retraction system, high-flex conduit with ID 28.7mm

Product Information

Our robotic dresspacks offer effective cable protection for the most demanding robotic applications. Specifically designed for cable routing on ABB IRB 760 robots, our dresspacks include mounting brackets, our high-flex EWX-PAE robotic conduit and effective strain relief.


Conduit Specifications

-  Mod. Polyamide PA 12
-  According to IEC EN 61386 System tear-out strength > 100 N
-  According to IEC EN 61386 Crush Resistance: > 1200 N
-  According to IEC EN 61386 Cycles: > 5,000,000
-  According to IEC EN 61386 Tier: 4
-  According to IEC EN 61386 -40 - 248°F Short Periods 302°F
-  acc. to UL94 HB
-  RoHS

Part Number	Axes	Robot Model	Conduit	Retraction System	Strain Relief
34.36.011.01	A1-A3	ABB IRB 760	M40/P36 (ID: 28.5mm)	no retraction system	Finger strain relief
34.36.021.01	A1-A3	ABB IRB 760	M40/P36 (ID: 28.5mm)	no retraction system	Finger strain relief

*Custom non-populated or fully populated dresspacks for any type of industrial robot along all axes can also be requested.

ABB IRB 2600



29.36.321.01 Complete robotic dresspack,
Axis 3-6, TecBox retraction system,
270mm stroke, high-flex conduit with ID 28.7mm

Product Information

Our robotic dresspack offers effective cable protection for the most demanding robotic applications. Specifically designed for cable routing on ABB IRB 2600 robots, our dresspack includes mounting brackets, our high-flex EWX-PAE robotic conduit, effective strain relief and a retraction system for highly dynamic applications.

Conduit Specifications



Mod. Polyamide PA 12



According to IEC EN 61386
Crush Resistance: > 1200 N



According to IEC EN 61386
Cycles: > 5,000,000



According to IEC EN 61386
Tier: 4



According to IEC EN 61386
System tear-out strength > 100 N



-40 - 248°F
Short Periods 302°F



acc. to UL94 HB



RoHS

Part Number	Axes	Robot Model	Conduit	Retraction System	Strain relief
29.36.321.01	A3-A6	ABB IRB 2600	M40/P36 (ID: 28.5mm)	R-Tecbox-S, Size 36, 270mm	Finger strain relief

ABB IRB 4600



24.48.021.01 Complete robotic dresspack, Axis 3-6, without retraction system, high-flex conduit with ID 36.7mm



24.48.321.01 Complete robotic dresspack, Axis 3-6, TecBox retraction system, 400mm stroke, high-flex conduit with ID 36.7mm



24.48.421.01 Complete robotic dresspack, Axis 3-6, TecLiner retraction system, 400mm stroke, high-flex conduit with ID 36.7mm

Product Information

Our robotic dresspacks offer effective cable protection for the most demanding robotic applications. Specifically designed for cable routing on ABB IRB 4600 robots, our dresspacks include mounting brackets, our high-flex EWX-PAE robotic conduit, effective strain relief and optionally, a retraction system for highly dynamic applications.

Conduit Specifications



Mod. Polyamide PA 12



According to IEC EN 61386
Crush Resistance: > 1200 N



According to IEC EN 61386
Cycles: > 5,000,000



According to IEC EN 61386
Tier: 4



According to IEC EN 61386
System tear-out strength > 100 N



-40 - 248°F
Short Periods 302°F



acc. to UL94 HB



RoHS

Part Number	Axes	Robot Model	Conduit	Retraction System	Strain Relief
24.36.021.01	A3-A6	ABB IRB 4600	M40/P36 (ID: 28.5mm)	no retraction system	Finger strain relief
24.36.321.01	A3-A6	ABB IRB 4600	M40/P36 (ID: 28.5mm)	TecBox, Size 36, 400mm	Finger strain relief
24.36.421.01	A3-A6	ABB IRB 4600	M40/P36 (ID: 28.5mm)	TecLiner, Size 36, 400mm	Finger strain relief
24.48.021.01	A3-A6	ABB IRB 4600	M50/P48 (ID: 36.7mm)	no retraction system	Finger strain relief
24.48.321.01	A3-A6	ABB IRB 4600	M50/P48 (ID: 36.7mm)	TecBox, Size 48, 400mm	Finger strain relief
24.48.421.01	A3-A6	ABB IRB 4600	M50/P48 (ID: 36.7mm)	TecLiner, Size 48, 400mm	Finger strain relief
24.70.021.01	A3-A6	ABB IRB 4600	70 Jumbo (ID: 64mm)	no retraction system	Finger strain relief
24.70.121.01	A3-A6	ABB IRB 4600	70 Jumbo (ID: 64mm)	TecLiner, Size 70, 350mm	Finger strain relief
24.70.221.01	A3-A6	ABB IRB 4600	70 Jumbo (ID: 64mm)	TecLiner, Size 70, 550mm	Finger strain relief
24.70.321.01	A3-A6	ABB IRB 4600	70 Jumbo (ID: 64mm)	TecBox, Size 70, 600mm	Finger strain relief

ABB IRB 6600



25.70.021.01 Complete robotic dresspack, Axis 3-6, without retraction system, high-flex conduit with ID 64mm



25.70.121.01 Complete robotic dresspack, Axis 3-6, TecLiner retraction system, 350mm stroke, high-flex conduit with ID 64mm











25.70.321.01 Complete robotic dresspack, Axis 3-6, TecBox retraction system, 600m stroke, high-flex conduit with ID 64mm

Product Information

Our robotic dresspacks offer effective cable protection for the most demanding robotic applications. Specifically designed for cable routing on ABB IRB 6600 robots, our dresspacks include mounting brackets, our high-flex EWX-PAE robotic conduit, effective strain relief and optionally, a retraction system for highly dynamic applications.

Conduit Specifications

-  Mod. Polyamide PA 12
-  According to IEC EN 61386 Crush Resistance: > 1200 N
-  According to IEC EN 61386 Cycles: > 5,000,000
-  According to IEC EN 61386 Tier: 4
-  According to IEC EN 61386 System tear-out strength > 100 N
-  -40 - 248°F Short Periods 302°F
-  acc. to UL94 HB
-  RoHS

Part Number	Axes	Robot Model	Conduit	Retraction System	Strain Relief
25.36.021.01	A3-A6	ABB IRB 6600	M40/P36 (ID: 28.5mm)	no retraction system	finger strain relief
25.36.321.01	A3-A6	ABB IRB 6600	M40/P36 (ID: 28.5mm)	TecBox, Size 36, 400mm	finger strain relief
25.36.421.01	A3-A6	ABB IRB 6600	M40/P36 (ID: 28.5mm)	TecLiner, Size 36, 400mm	finger strain relief
25.48.021.01	A3-A6	ABB IRB 6600	M50/P48 (ID: 36.7mm)	no retraction system	finger strain relief
25.48.321.01	A3-A6	ABB IRB 6600	M50/P48 (ID: 36.7mm)	TecBox, Size 48, 400mm	finger strain relief
25.48.421.01	A3-A6	ABB IRB 6600	M50/P48 (ID: 36.7mm)	TecLiner, Size 48, 400mm	finger strain relief
25.70.021.01	A3-A6	ABB IRB 6600	70 Jumbo (ID: 64mm)	no retraction system	finger strain relief
25.70.121.01	A3-A6	ABB IRB 6600	70 Jumbo (ID: 64mm)	TecLiner, Size 70, 350mm	finger strain relief
25.70.221.01	A3-A6	ABB IRB 6600	70 Jumbo (ID: 64mm)	TecLiner, Size 70, 550mm	finger strain relief
25.70.321.01	A3-A6	ABB IRB 6600	70 Jumbo (ID: 64mm)	TecBox, Size 70, 600mm	finger strain relief

*Custom non-populated or fully populated dresspacks for any type of industrial robot along all axes can also be requested.

ABB IRB 6700



26.70.021.01 Complete robotic dresspack, Axis 3-6, without retraction system, high-flex conduit with ID 64mm



26.70.121.01 Complete robotic dresspack, Axis 3-6, TecLiner retraction system, 350mm stroke, high-flex conduit with ID 64mm



26.70.321.01 Complete robotic dresspack, Axis 3-6, TecBox retraction system, 600m stroke, high-flex conduit with ID 64mm

Product Information

Our robotic dresspacks offer effective cable protection for the most demanding robotic applications. Specifically designed for cable routing on ABB IRB 6700 robots, our dresspacks include mounting brackets, our high-flex EWX-PAE robotic conduit, effective strain relief and optionally, a retraction system for highly dynamic applications.

Conduit Specifications



Mod. Polyamide PA 12



According to IEC EN 61386
Crush Resistance: > 1200 N



According to IEC EN 61386
Cycles: > 5,000,000



According to IEC EN 61386
Tier: 4



According to IEC EN 61386
System tear-out strength > 100 N



-40 - 248°F
Short Periods 302°F




acc. to UL94 HB



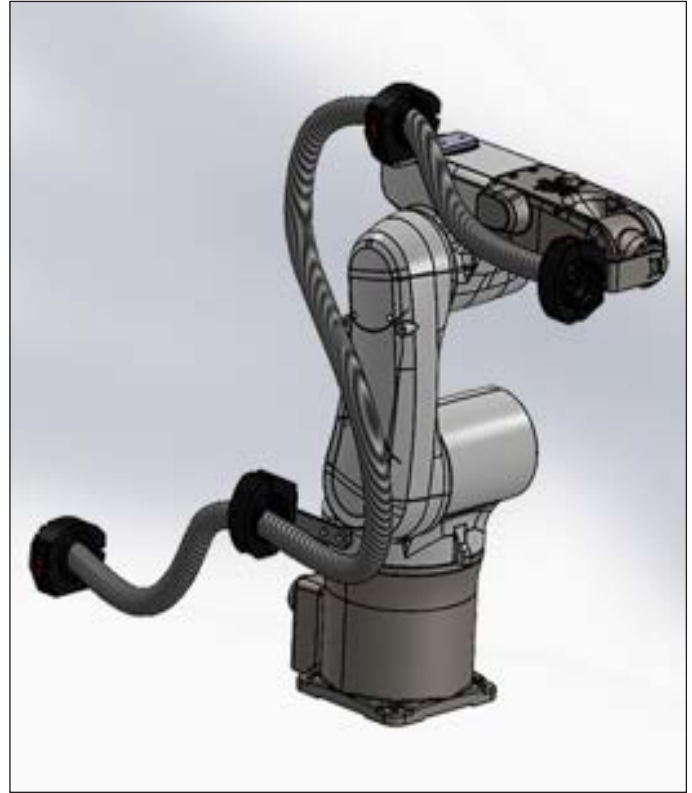
RoHS

Part Number	Axes	Robot Model	Conduit	Retraction System	Strain Relief
26.48.021.01	A3-A6	ABB IRB 6700	M50/P48 (ID: 36.7mm)	no retraction system	finger strain relief
26.48.321.01	A3-A6	ABB IRB 6700	M50/P48 (ID: 36.7mm)	TecBox, Size 48, 400mm	finger strain relief
26.48.421.01	A3-A6	ABB IRB 6700	M50/P48 (ID: 36.7mm)	TecLiner, Size 48, 400mm	finger strain relief
26.70.021.01	A3-A6	ABB IRB 6700	70 Jumbo (ID: 64mm)	no retraction system	finger strain relief
26.70.121.01	A3-A6	ABB IRB 6700	70 Jumbo (ID: 64mm)	Tecliner, Size 70, 350mm	finger strain relief
26.70.221.01	A3-A6	ABB IRB 6700	70 Jumbo (ID: 64mm)	Tecliner, Size 70, 550mm	finger strain relief
26.70.321.01	A3-A6	ABB IRB 6700	70 Jumbo (ID: 64mm)	Tecbox, Size 70, 600mm	finger strain relief

DENSO VS-6577-B and VS-6556-B



31.36.001.01 Complete robotic dresspack,
Axis 1-6, without retraction system,
high-flex conduit with ID 28.7mm











33.36.001.01 Complete robotic dresspack,
Axis 1-6, without retraction system,
high-flex conduit with ID 28.7mm

Product Information

Our robotic dresspacks offer effective cable protection for the most demanding robotic applications. Specifically designed for cable routing on DENSO VS-65-B and VS-6556-B robots, our dresspacks include mounting brackets, our high-flex EWX-PAE robotic conduit and effective strain relief.


Conduit Specifications

-  Mod. Polyamide PA 12
-  According to IEC EN 61386 System tear-out strength > 100 N
-  According to IEC EN 61386 Crush Resistance: > 1200 N
-  -40 - 248°F Short Periods 302°F
-  According to IEC EN 61386 Cycles: > 5,000,000
-  acc. to UL94 HB
-  According to IEC EN 61386 Tier: 4
-  RoHS

Part Number	Axes	Robot Model	Conduit	Retraction System	Strain Relief
31.36.001.01	A1-A6	DENSO VS-6577-B	M40/P36 (ID: 28.5mm)	no retraction system	Finger strain relief
33.36.001.01	A1-A6	DENSO VS-6556-B	M40/P36 (ID: 28.5mm)	no retraction system	Finger strain relief

*Custom non-populated or fully populated dresspacks for any type of industrial robot along all axes can also be requested.

EPSON RC4-A901ST73, RC4-A601ST73, RC12XL-A1401ST73SS, RLS3B-401ST9B3, RLS6B602ST9B3, RG6-651ST73 and C8XL



44.21.001.01 Complete robotic dresspack, Axis 1-6, without retraction system, high-flex conduit with ID 18.3mm



47.21.001.01 Complete robotic dresspack, Axis 1-4, without retraction system, high-flex conduit with ID 18.3mm



51.29.001.01 Complete robotic dresspack, Axis 1-6, without retraction system, high-flex conduit with ID 23.1mm

Product Information

Our robotic dresspacks offer effective cable protection for the most demanding robotic applications. Specifically designed for cable routing on EPSON robots, our dresspacks include mounting brackets, our high-flex EWX-PAE robotic conduit and an effective strain relief.

Conduit Specifications



Mod. Polyamide PA 12



According to IEC EN 61386
Crush Resistance: > 1200 N



According to IEC EN 61386
Cycles: > 5,000,000



According to IEC EN 61386
Tier: 4



According to IEC EN 61386
System tear-out strength > 100 N



-40 - 248°F
Short Periods 302°F



acc. to UL94 HB



RoHS

Part Number	Axes	Robot Model	Conduit	Retraction System	Strain Relief
44.21.001.01	A1-A6	EPSON RC4-A601ST73	M25/P21 (ID: 18.3mm)	no retraction system	Finger strain relief
45.21.001.01	A1-A6	EPSON RC4-A901ST73	M25/P21 (ID: 18.3mm)	no retraction system	Finger strain relief
46.29.001.01	A1-A6	EPSON RC12XL-A1401ST73SS	M32/P29 (ID: 28.5mm)	no retraction system	Finger strain relief
47.21.001.01	A1-A4	EPSON RLS3B401ST9B3	M25/P21 (ID: 18.3mm)	no retraction system	Finger strain relief
48.21.001.01	A1-A4	EPSON RLS6B602ST9B3	M25/P21 (ID: 18.3mm)	no retraction system	Finger strain relief
49.21.001.01	A1-A4	EPSON RG6-651ST73	M25/P21 (ID: 18.3mm)	no retraction system	Finger strain relief
51.29.001.01	A1-A4	EPSON C8XL	M32/P29 (ID: 28.5mm)	no retraction system	Finger strain relief

FANUC ArcMate 100iD & 120iD











3748.011.01 Complete robotic dresspack,
Axis 1-3, without retraction system,
high-flex conduit with ID 46.3mm

Product Information

Our robotic dresspack offers effective cable protection for the most demanding robotic applications. Specifically designed for cable routing on FANUC ArcMate 100iD and 120iD robots, our dresspack includes mounting brackets, our high-flex EW-PAE robotic conduit and effective strain relief.

Conduit Specifications

-  Mod. Polyamide PA 12
-  According to IEC EN 61386
Crush Resistance: > 500 N
-  According to IEC EN 61386
Cycles: > 5,000,000
-  According to IEC EN 61386
Tier: 4
-  According to IEC EN 61386
System tear-out strength > 150 N
-  -40 - 248°F
Short Periods 302°F
-  acc. to UL94 HB
-  RoHS

Part Number	Axes	Robot Model	Conduit	Retraction System	Strain relief
3748.011.01	A1-A3	FANUC ArcMate 100iD / ArcMate 120iD	M50/P48 (ID: 46.3mm)	no retraction system	Finger strain relief

*Custom non-populated or fully populated dresspacks for any type of industrial robot along all axes can also be requested.

FANUC LR Mate 200iD











40.48.001.01 Complete robotic dresspack,
Axis 1-6, without retraction system,
high-flex conduit with ID 46.3mm

Product Information

Our robotic dresspack offers effective cable protection for the most demanding robotic applications. Specifically designed for cable routing on FANUC LR Mate 200iD robots, our dresspack includes mounting brackets, our high-flex EWX-PAE robotic conduit and effective strain relief.

Conduit Specifications

-  Mod. Polyamide PA 12
-  According to IEC EN 61386
Crush Resistance: > 1200 N
-  According to IEC EN 61386
Cycles: > 5,000,000
-  According to IEC EN 61386
Tier: 4
-  According to IEC EN 61386
System tear-out strength > 100 N
-  -40 - 248°F
Short Periods 302°F
-  acc. to UL94 HB
-  RoHS

Part Number	Axes	Robot Model	Conduit	Retraction System	Strain Relief
40.48.001.01	A1-A6	FANUC LR Mate 200iD	M50/P48 (ID: 36.7mm)	without retraction system	Finger strain relief

*Custom non-populated or fully populated dresspacks for any type of industrial robot along all axes can also be requested.

FANUC M20iD/25 & M710iC/45M



30.36.021.01 Complete robotic dresspack,
Axis 3-6, through arm solution,
high-flex conduit with ID 28.5mm











13.48.420.01 Complete robotic dresspack,
Axis 3-6, TecLiner retraction system,
high-flex conduit with ID 36.7mm

Product Information

Our robotic dresspacks offer effective cable protection for the most demanding robotic applications. Specifically designed for cable routing on FANUC M20iD/25 & M710iC/45M robots, our dresspacks include mounting brackets, our high-flex EWX-PAE robotic conduit, effective strain relief and optionally, a retraction system for highly dynamic applications.

Conduit Specifications

-  Mod. Polyamide PA 12
-  According to IEC EN 61386
Crush Resistance: > 1200 N
-  According to IEC EN 61386
Cycles: > 5,000,000
-  According to IEC EN 61386
Tier: 4
-  According to IEC EN 61386
System tear-out strength > 100 N
-  -40 - 248°F
Short Periods 302°F
-  acc. to UL94 HB
-  RoHS

Part Number	Axes	Robot Model	Conduit	Retraction System	Strain Relief
30.36.021.01	A3-A6	FANUC M20iD/25	M40/P36 (ID: 28.5mm)	through-arm design	Finger strain relief
13.48.320.01	A3-A6	FANUC M710iC/45M	M50/P48 (ID: 36.7mm)	Tecbox, size 48, 400mm	Blank puck
13.48.420.01	A3-A6	FANUC M710iC/45M	M50/P48 (ID: 36.7mm)	Tecliner, size 48, 400mm	Blank puck
13.70.120.01	A3-A6	FANUC M710iC/45M	70 Jumbo (ID: 64mm)	Tecliner, size 70, 350mm	Blank puck

*Custom non-populated or fully populated dresspacks for any type of industrial robot along all axes can also be requested.

Fanuc M710iC/50 and M710iC/70



11.70.021.01 Complete robotic dresspack, Axis 3-6, without retraction system, high-flex conduit with ID 64mm



11.70.321.01 Complete robotic dresspack, Axis 3-6, TecBox retraction system, 600m stroke, high-flex conduit with ID 64mm











11.70.121.01 Complete robotic dresspack, Axis 3-6, TecLiner retraction system, 350mm stroke, high-flex conduit with ID 64mm

Product Information

Our robotic dresspacks offer effective cable protection for the most demanding robotic applications. Specifically designed for cable routing on Fanuc M710iC/50 and M710iC/70 robots, our dresspacks include mounting brackets, our high-flex EWX-PAE robotic conduit, effective strain relief and optionally, a retraction system for highly dynamic applications.

Conduit Specifications

-  Mod. Polyamide PA 12
-  According to IEC EN 61386
Crush Resistance: > 1200 N
-  According to IEC EN 61386
Cycles: > 5,000,000
-  According to IEC EN 61386
Tier: 4
-  According to IEC EN 61386
System tear-out strength > 100 N
-  -40 - 248°F
Short Periods 302°F
-  acc. to UL94 HB
-  RoHS

Part Number	Axes	Robot Model	Conduit	Retraction System	Strain Relief
11.36.021.01	A3-A6	Fanuc M710iC/50 and 70	M40/P36 (ID: 28.5mm)	no retraction system	Finger strain relief
11.36.321.01	A3-A6	Fanuc M710iC/50 and 70	M40/P36 (ID: 28.5mm)	TecBox, Size 36, 400mm	Finger strain relief
11.36.421.01	A3-A6	Fanuc M710iC/50 and 70	M40/P36 (ID: 28.5mm)	TecLiner, Size 36, 400mm	Finger strain relief
11.48.021.01	A3-A6	Fanuc M710iC/50 and 70	M50/P48 (ID: 36.7mm)	no retraction system	Finger strain relief
11.48.321.01	A3-A6	Fanuc M710iC/50 and 70	M50/P48 (ID: 36.7mm)	TecBox, Size 48, 400mm	Finger strain relief
11.48.421.01	A3-A6	Fanuc M710iC/50 and 70	M50/P48 (ID: 36.7mm)	TecLiner, Size 48, 400mm	Finger strain relief
11.70.021.01	A3-A6	Fanuc M710iC/50 and 70	70 Jumbo (ID: 64mm)	no retraction system	Finger strain relief
11.70.121.01	A3-A6	Fanuc M710iC/50 and 70	70 Jumbo (ID: 64mm)	TecLiner, Size 70, 350mm	Finger strain relief
11.70.221.01	A3-A6	Fanuc M710iC/50 and 70	70 Jumbo (ID: 64mm)	TecLiner, Size 70, 550mm	Finger strain relief
11.70.321.01	A3-A6	Fanuc M710iC/50 and 70	70 Jumbo (ID: 64mm)	TecBox, Size 70, 600mm	Finger strain relief

*Custom non-populated or fully populated dresspacks for any type of industrial robot along all axes can also be requested.

FANUC M900iB/280L & M900iB/360



36.70.221.01 Complete robotic dresspack, Axis 3-6, TecLiner retraction system, 550mm stroke, high-flex conduit with ID 64mm



38.48.421.01 Complete robotic dresspack, Axis 3-6, TecLiner retraction system, 400m stroke, high-flex conduit with ID 36.7mm



38.70.221.01 Complete robotic dresspack, Axis 3-6, TecLiner retraction system, 550mm stroke, high-flex conduit with ID 64mm

Product Information

Our robotic dresspacks offer effective cable protection for the most demanding robotic applications. Specifically designed for cable routing on FANUC M900iB 280L and M900iB 360 robots, our dresspacks include mounting brackets, our high-flex EWX-PAE robotic conduit, effective strain relief and optionally, a retraction system for highly dynamic applications.

Conduit Specifications



Mod. Polyamide PA 12



According to IEC EN 61386
Crush Resistance: > 1200 N



According to IEC EN 61386
Cycles: 5,000,000



According to IEC EN 61386
Tier: 4



According to IEC EN 61386
System tear-out strength > 100 N



-40 - 248°F
Short Periods 302°F




acc. to UL94 HB



RoHS

Part Number	Axes	Robot Model	Conduit	Retraction System	Strain Relief
36.70.221.01	A3-A6	FANUC M900iB/280L	70 Jumbo (ID: 64mm)	TecLiner, Size 70, 550mm	Finger strain relief
38.48.421.01	A3-A6	FANUC M900iB/360	M50/P48 (ID: 36.7mm)	TecLiner, Size 48, 400mm	Finger strain relief
38.70.221.01	A3-A6	FANUC M900iB/360	70 Jumbo (ID: 64mm)	TecLiner, Size 70, 550mm	Finger strain relief

Fanuc M900iB/700



12.70.021.01 Complete robotic dresspack, Axis 3-6, without retraction system, high-flex conduit with ID 64mm



12.70.221.01 Complete robotic dresspack, Axis 3-6, TecLiner retraction system, 350mm stroke, high-flex conduit with ID 64mm











12.70.321.01 Complete robotic dresspack, Axis 3-6, TecBox retraction system, 600m stroke, high-flex conduit with ID 64mm

Product Information

Our robotic dresspacks offer effective cable protection for the most demanding robotic applications. Specifically designed for cable routing on Fanuc M900iB/700 robots, our dresspacks include mounting brackets, our high-flex EWX-PAE robotic conduit, effective strain relief and optionally, a retraction system for highly dynamic applications.

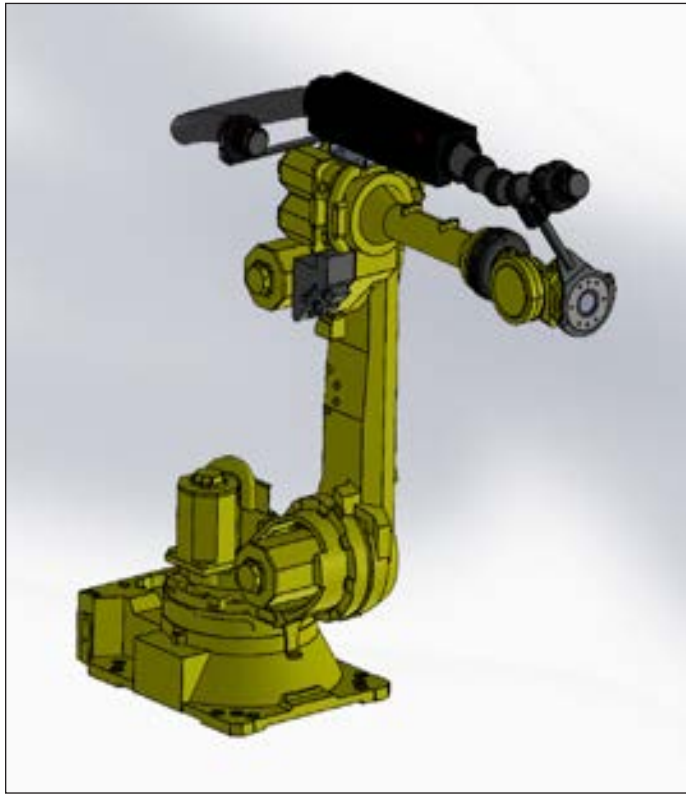
Conduit Specifications

-  Mod. Polyamide PA 12
-  According to IEC EN 61386
Crush Resistance: > 1200 N
-  According to IEC EN 61386
Cycles: > 5,000,000
-  According to IEC EN 61386
Tier: 4
-  According to IEC EN 61386
System tear-out strength > 100 N
-  -40 - 248°F
Short Periods 302°F
-  acc. to UL94 HB
-  RoHS

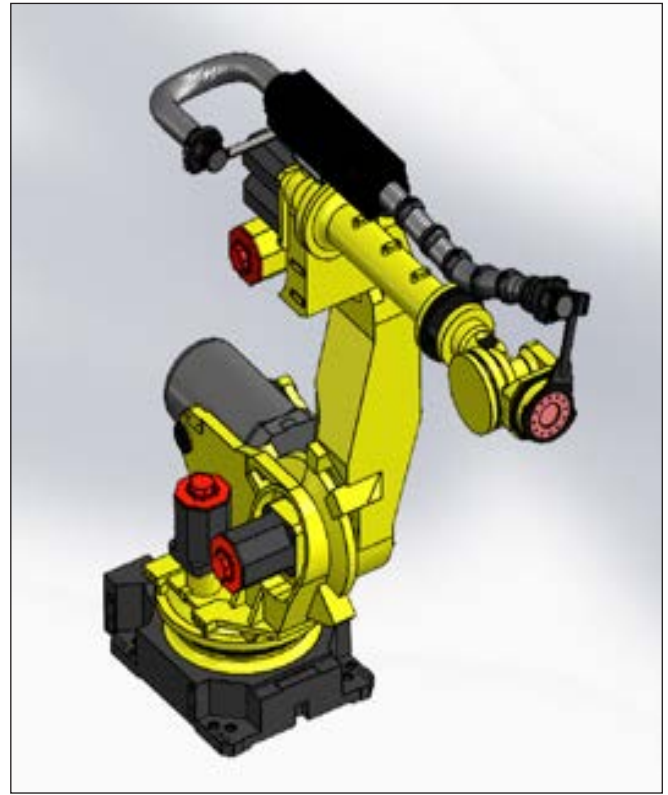
Part Number	Axes	Robot Model	Conduit	Retraction System	Strain Relief
12.36.021.01	A3-A6	Fanuc M900iB/700	M40/P36 (ID: 28.5mm)	no retraction system	Finger strain relief
12.36.321.01	A3-A6	Fanuc M900iB/700	M40/P36 (ID: 28.5mm)	TecBox, Size 36, 400mm	Finger strain relief
12.36.421.01	A3-A6	Fanuc M900iB/700	M40/P36 (ID: 28.5mm)	TecLiner, Size 36, 400mm	Finger strain relief
12.48.021.01	A3-A6	Fanuc M900iB/700	M50/P48 (ID: 36.7mm)	no retraction system	Finger strain relief
12.48.321.01	A3-A6	Fanuc M900iB/700	M50/P48 (ID: 36.7mm)	TecBox, Size 48, 400mm	Finger strain relief
12.48.421.01	A3-A6	Fanuc M900iB/700	M50/P48 (ID: 36.7mm)	TecLiner, Size 48, 400mm	Finger strain relief
12.70.021.01	A3-A6	Fanuc M900iB/700	70 Jumbo (ID: 64mm)	no retraction system	Finger strain relief
12.70.121.01	A3-A6	Fanuc M900iB/700	70 Jumbo (ID: 64mm)	TecLiner, Size 70, 350mm	Finger strain relief
12.70.221.01	A3-A6	Fanuc M900iB/700	70 Jumbo (ID: 64mm)	TecLiner, Size 70, 550mm	Finger strain relief
12.70.321.01	A3-A6	Fanuc M900iB/700	70 Jumbo (ID: 64mm)	TecBox, Size 70, 600mm	Finger strain relief

*Custom non-populated or fully populated dresspacks for any type of industrial robot along all axes can also be requested.

FANUC R1000iA 80/100/130F & R2000iA & iB 165/210F



21.70.120.01 Complete robotic dresspack,
Axis 3-6, TecLiner retraction system,
350mm stroke, high-flex conduit with ID 64mm











23.70.120.01 Complete robotic dresspack,
Axis 3-6, TecLiner retraction system,
350mm stroke, high-flex conduit with ID 64mm

Product Information

Our robotic dresspacks offer effective cable protection for the most demanding robotic applications. Specifically designed for cable routing on FANUC R1000iA 80/100/130 F and R2000iA & iB 165/210F robots, our dresspacks include mounting brackets, our high-flex EWX-PAE robotic conduit, effective strain relief and optionally, a retraction system for highly dynamic applications.

Conduit Specifications

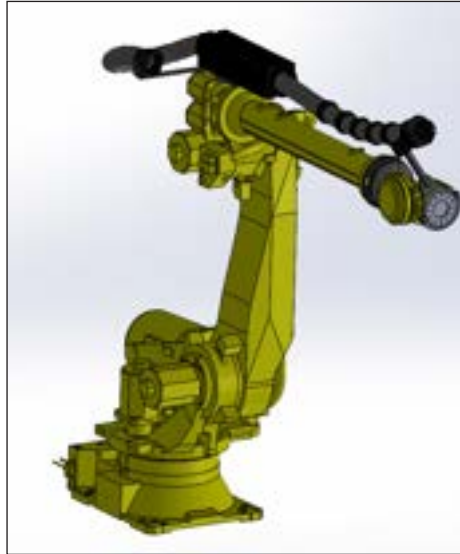
-  Mod. Polyamide PA 12
-  According to IEC EN 61386
Crush Resistance: > 1200 N
-  According to IEC EN 61386
Cycles: > 5,000,000
-  According to IEC EN 61386
Tier: 4
-  According to IEC EN 61386
System tear-out strength > 100 N
-  -40 - 248°F
Short Periods 302°F
-  acc. to UL94 HB
-  RoHS

Part Number	Axes	Robot Model	Conduit	Retraction System	Strain Relief
21.70.120.01	A3-A6	FANUC R1000iA80/100/130F	70 Jumbo ID: 64mm	Tecbox, size 70, 350mm	Blank puck
23.70.120.01	A3-A6	FANUC R2000iA & iB 165/210F	70 Jumbo ID: 64mm	Tecbox, size 70, 350mm	Blank puck


Fanuc R2000iC/125L



22.70.021.01 Complete robotic dresspack, Axis 3-6, without retraction system, high-flex conduit with ID 64mm



22.70.121.01 Complete robotic dresspack, Axis 3-6, TecLiner retraction system, 350mm stroke, high-flex conduit with ID 64mm











22.70.321.01 Complete robotic dresspack, Axis 3-6, TecBox retraction system, 600m stroke, high-flex conduit with ID 64mm

Product Information

Our robotic dresspacks offer effective cable protection for the most demanding robotic applications. Specifically designed for cable routing on Fanuc R2000iC/125L robots, our dresspacks include mounting brackets, our high-flex EWX-PAE robotic conduit, effective strain relief and optionally, a retraction system for highly dynamic applications.

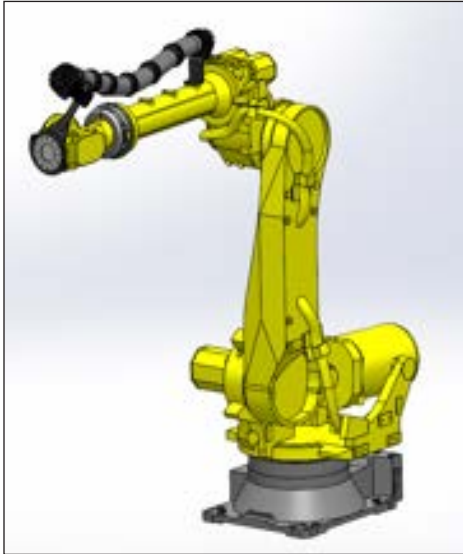
Conduit Specifications

-  Mod. Polyamide PA 12
-  According to IEC EN 61386
Crush Resistance: > 1200 N
-  According to IEC EN 61386
Cycles: > 5,000,000
-  According to IEC EN 61386
Tier: 4
-  According to IEC EN 61386
System tear-out strength > 100 N
-  -40 - 248°F
Short Periods 302°F
-  acc. to UL94 HB
-  RoHS

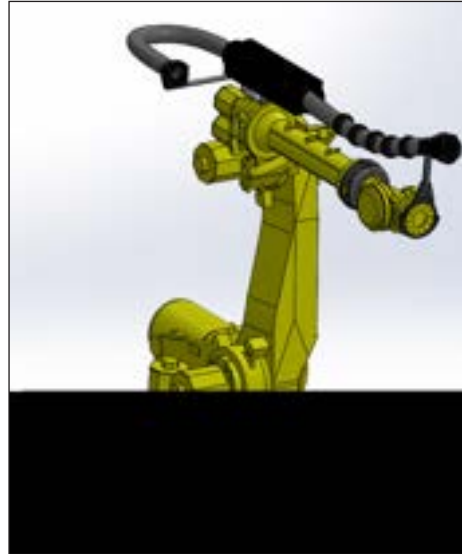
Part Number	Axes	Robot Model	Conduit	Retraction System	Strain Relief
22.36.021.01	A3-A6	Fanuc R2000iC/125L	M40/P36 (ID: 28.5mm)	no retraction system	Finger strain relief
22.36.321.01	A3-A6	Fanuc R2000iC/125L	M40/P36 (ID: 28.5mm)	TecBox, Size 36, 400mm	Finger strain relief
22.36.421.01	A3-A6	Fanuc R2000iC/125L	M40/P36 (ID: 28.5mm)	TecLiner, Size 36, 400mm	Finger strain relief
22.48.021.01	A3-A6	Fanuc R2000iC/125L	M50/P48 (ID: 36.7mm)	no retraction system	Finger strain relief
22.48.321.01	A3-A6	Fanuc R2000iC/125L	M50/P48 (ID: 36.7mm)	TecBox, Size 48, 400mm	Finger strain relief
22.48.421.01	A3-A6	Fanuc R2000iC/125L	M50/P48 (ID: 36.7mm)	TecLiner, Size 48, 400mm	Finger strain relief
22.70.021.01	A3-A6	Fanuc R2000iC/125L	70 Jumbo (ID: 64mm)	no retraction system	Finger strain relief
22.70.121.01	A3-A6	Fanuc R2000iC/125L	70 Jumbo (ID: 64mm)	TecLiner, Size 70, 350mm	Finger strain relief
22.70.221.01	A3-A6	Fanuc R2000iC/125L	70 Jumbo (ID: 64mm)	TecLiner, Size 70, 550mm	Finger strain relief
22.70.321.01	A3-A6	Fanuc R2000iC/125L	70 Jumbo (ID: 64mm)	TecBox, Size 70, 600mm	Finger strain relief

*Custom non-populated or fully populated dresspacks for any type of industrial robot along all axes can also be requested.

Fanuc R2000iC/165F and 210F



10.70.021.01 Complete robotic dresspack, Axis 3-6, without retraction system, high-flex conduit with ID 64mm



10.70.121.01 Complete robotic dresspack, Axis 3-6, TecLiner retraction system, 350mm stroke, high-flex conduit with ID 64mm



10.70.321.01 Complete robotic dresspack, Axis 3-6, TecBox retraction system, 600m stroke, high-flex conduit with ID 64mm

Product Information

Our robotic dresspacks offer effective cable protection for the most demanding robotic applications. Specifically designed for cable routing on Fanuc R2000iC/165F and 210F robots, our dresspacks include mounting brackets, our high-flex EWX-PAE robotic conduit, effective strain relief and optionally, a retraction system for highly dynamic applications.

Conduit Specifications



Mod. Polyamide PA 12



According to IEC EN 61386
Crush Resistance: > 1200 N



According to IEC EN 61386
Cycles: > 5,000,000



According to IEC EN 61386
Tier: 4



According to IEC EN 61386
System tear-out strength > 100 N



-40 - 248°F
Short Periods 302°F



acc. to UL94 HB



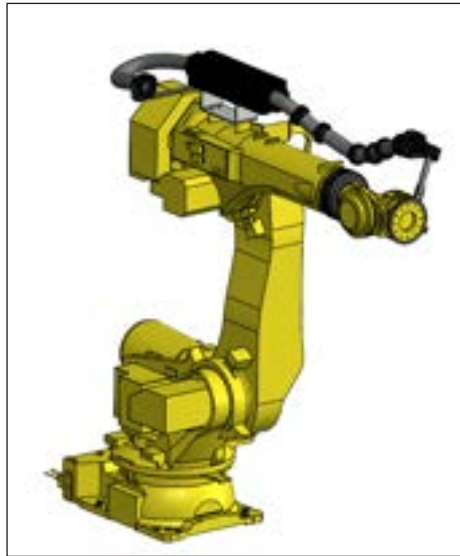
Part Number	Axes	Robot Model	Conduit	Retraction System	Strain Relief
10.36.021.01	A3-A6	Fanuc R2000iC/165&210F	M40/P36 (ID: 28.5mm)	no retraction system	Finger strain relief
10.36.321.01	A3-A6	Fanuc R2000iC/165&210F	M40/P36 (ID: 28.5mm)	TecBox, Size 36, 400mm	Finger strain relief
10.36.421.01	A3-A6	Fanuc R2000iC/165&210F	M40/P36 (ID: 28.5mm)	TecLiner, Size 36, 400mm	Finger strain relief
10.48.021.01	A3-A6	Fanuc R2000iC/165&210F	M50/P48 (ID: 36.7mm)	no retraction system	Finger strain relief
10.48.321.01	A3-A6	Fanuc R2000iC/165&210F	M50/P48 (ID: 36.7mm)	TecBox, Size 48, 400mm	Finger strain relief
10.48.421.01	A3-A6	Fanuc R2000iC/165&210F	M50/P48 (ID: 36.7mm)	TecLiner, Size 48, 400mm	Finger strain relief
10.70.021.01	A3-A6	Fanuc R2000iC/165&210F	70 Jumbo (ID: 64mm)	no retraction system	Finger strain relief
10.70.121.01	A3-A6	Fanuc R2000iC/165&210F	70 Jumbo (ID: 64mm)	TecLiner, Size 70, 350mm	Finger strain relief
10.70.221.01	A3-A6	Fanuc R2000iC/165&210F	70 Jumbo (ID: 64mm)	TecLiner, Size 70, 550mm	Finger strain relief
10.70.321.01	A3-A6	Fanuc R2000iC/165&210F	70 Jumbo (ID: 64mm)	TecBox, Size 70, 600mm	Finger strain relief

*Custom non-populated or fully populated dresspacks for any type of industrial robot along all axes can also be requested.

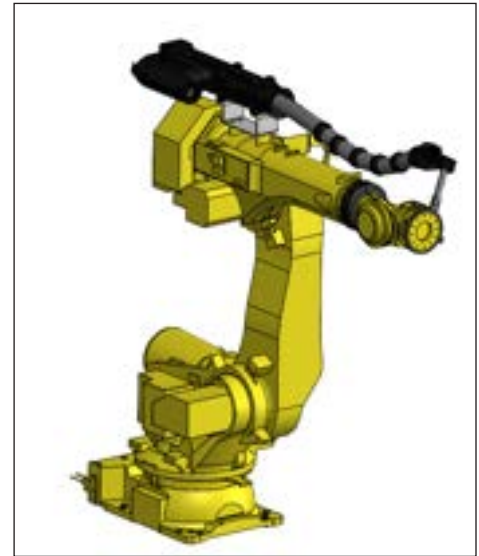
Fanuc R2000iC/270F



14.70.021.01 Complete robotic dresspack, Axis 3-6, without retraction system, high-flex conduit with ID 64mm



14.70.121.01 Complete robotic dresspack, Axis 3-6, TecLiner retraction system, 350mm stroke, high-flex conduit with ID 64mm











14.70.321.01 Complete robotic dresspack, Axis 3-6, TecBox retraction system, 600m stroke, high-flex conduit with ID 64mm

Product Information

Our robotic dresspacks offer effective cable protection for the most demanding robotic applications. Specifically designed for cable routing on Fanuc R2000iC/270F robots, our dresspacks include mounting brackets, our high-flex EWX-PAE robotic conduit, effective strain relief and optionally, a retraction system for highly dynamic applications.

Conduit Specifications

-  Mod. Polyamide PA 12
-  According to IEC EN 61386
Crush Resistance: > 1200 N
-  According to IEC EN 61386
Cycles: > 5,000,000
-  According to IEC EN 61386
Tier: 4
-  According to IEC EN 61386
System tear-out strength > 100 N
-  -40 - 248°F
Short Periods 302°F
-  acc. to UL94 HB
-  RoHS

Part Number	Axes	Robot Model	Conduit	Retraction System	Strain Relief
14.36.021.01	A3-A6	Fanuc R200iC/270F	M40/P36 (ID: 28.5mm)	no retraction system	Finger strain relief
14.36.321.01	A3-A6	Fanuc R200iC/270F	M40/P36 (ID: 28.5mm)	TecBox, Size 36, 400mm	Finger strain relief
14.36.421.01	A3-A6	Fanuc R200iC/270F	M40/P36 (ID: 28.5mm)	TecLiner, Size 36, 400mm	Finger strain relief
14.48.021.01	A3-A6	Fanuc R200iC/270F	M50/P48 (ID: 36.7mm)	no retraction system	Finger strain relief
14.48.321.01	A3-A6	Fanuc R200iC/270F	M50/P48 (ID: 36.7mm)	TecBox, Size 48, 400mm	Finger strain relief
14.48.421.01	A3-A6	Fanuc R200iC/270F	M50/P48 (ID: 36.7mm)	TecLiner, Size 48, 400mm	Finger strain relief
14.70.021.01	A3-A6	Fanuc R200iC/270F	70 Jumbo (ID: 64mm)	no retraction system	Finger strain relief
14.70.121.01	A3-A6	Fanuc R200iC/270F	70 Jumbo (ID: 64mm)	TecLiner, Size 70, 350mm	Finger strain relief
14.70.221.01	A3-A6	Fanuc R200iC/270F	70 Jumbo (ID: 64mm)	TecLiner, Size 70, 550mm	Finger strain relief
14.70.321.01	A3-A6	Fanuc R200iC/270F	70 Jumbo (ID: 64mm)	TecBox, Size 70, 600mm	Finger strain relief

*Custom non-populated or fully populated dresspacks for any type of industrial robot along all axes can also be requested.

NACHI MZ12 & MZ25



35.48.421.01 Complete robotic dresspack,
Axis 3-6, TecLiner retraction system,
400mm stroke, high-flex conduit with ID 36.7mm











32.48.521.01 Complete robotic dresspack,
Axis 3-6, external spring retraction system,
high-flex conduit with ID 36.7mm

Product Information

Our robotic dresspacks offer effective cable protection for the most demanding robotic applications. Specifically designed for cable routing on NACHI MZ12 & MZ25 robots, our dresspacks include mounting brackets, our high-flex EWX-PAE robotic conduit and effective strain relief.

Conduit Specifications

-  Mod. Polyamide PA 12
-  According to IEC EN 61386
Crush Resistance: > 1200 N
-  According to IEC EN 61386
Cycles: > 5,000,000
-  According to IEC EN 61386
Tier: 4
-  According to IEC EN 61386
System tear-out strength > 100 N
-  -40 - 248°F
Short Periods 302°F
-  acc. to UL94 HB
-  RoHS

Part Number	Axes	Robot Model	Conduit	Retraction System	Strain Relief
35.48.421.01	A3-A6	NACHI MZ12	M50/P48 (ID: 36.7mm)	TecLiner, Size 48, 400mm	Finger strain relief
32.48.521.01	A3-A6	NACHI MZ25	M50/P48 (ID: 36.7mm)	External Spring System	Finger strain relief

*Custom non-populated or fully populated dresspacks for any type of industrial robot along all axes can also be requested.

Yaskawa Motoman GP7, GP8, and GP12



15.29.001.01 Complete robotic dresspack, Axis 1-6, without retraction system, high-flex conduit with ID 23.1mm



16.29.001.01 Complete robotic dresspack, Axis 1-6, without retraction system, high-flex conduit with ID 28.5mm











17.36.021.01 Complete robotic dresspack, Axis 3-6, through arm solution, high-flex conduit with ID 28.5mm

Product Information

Our robotic dresspacks offer effective cable protection for the most demanding robotic applications. Specifically designed for cable routing on Yaskawa Motoman GP7, GP8 and GP12 robots, our dresspacks include mounting brackets, our high-flex EWX-PAE robotic conduit in various sizes as well as an effective strain relief to extend the life of your cable and minimize downtimes.

Conduit Specifications

-  Mod. Polyamide PA 12
-  According to IEC EN 61386 System tear-out strength > 100 N
-  According to IEC EN 61386 Crush Resistance: > 1200 N
-  -40 - 248°F Short Periods 302°F
-  According to IEC EN 61386 Cycles: > 5,000,000
-  acc. to UL94 HB
-  According to IEC EN 61386 Tier: 4
-  RoHS

Part Number	Axes	Robot Model	Conduit	Retraction System	Strain Relief
15.29.001.01	A1-A6	Motoman GP7	M32/P29 (ID: 23.1mm)	no retraction system	Finger strain relief
15.36.001.01	A1-A6	Motoman GP7	M40/P36 (ID: 28.5mm)	no retraction system	Finger strain relief
16.29.001.01	A1-A6	Motoman GP8	M32/P29 (ID: 23.1mm)	no retraction system	Finger strain relief
16.36.001.01	A1-A6	Motoman GP8	M40/P36 (ID: 28.5mm)	no retraction system	Finger strain relief
17.29.001.01	A1-A6	Motoman GP12	M32/P29 (ID: 23.1mm)	no retraction system	Finger strain relief
17.36.001.01	A1-A6	Motoman GP12	M40/P36 (ID: 28.5mm)	no retraction system	Finger strain relief
17.36.021.01	A3-A6	Motoman GP12	M40/P36 (ID: 28.5mm)	through-arm design	Finger strain relief

*Custom non-populated or fully populated dresspacks for any type of industrial robot along all axes can also be requested.

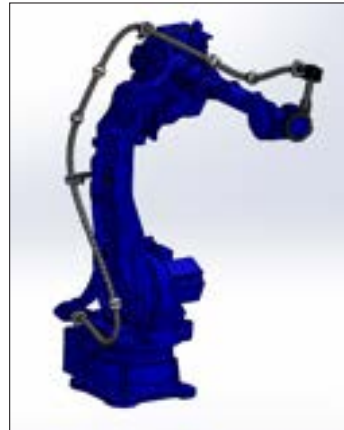
Yaskawa Motoman GP25 and GP50



18.36.001.01 Complete robotic dresspack, Axis 1-6, without retraction system, high-flex conduit with ID 28.5mm



18.36.021.01 Complete robotic dresspack, Axis 3-6, through arm solution, high-flex conduit with ID 28.5mm



19.29.001.01 Complete robotic dresspack, Axis 1-6, without retraction system, high-flex conduit with ID











19.36.001.01 Complete robotic dresspack, Axis 1-6, without retraction system, high-flex conduit with ID

Product Information

Our robotic dresspacks offer effective cable protection for the most demanding robotic applications. Specifically designed for cable routing on Yaskawa Motoman GP25 and GP50 robots, our dresspacks include mounting brackets, our high-flex EWX-PAE robotic conduit and effective strain relief. Our systems are available from A1-A6 as external dresspacks or from


Conduit Specifications

-  Mod. Polyamide PA 12
-  According to IEC EN 61386
Crush Resistance: > 1200 N
-  According to IEC EN 61386
Cycles: > 5,000,000
-  According to IEC EN 61386
Tier: 4
-  According to IEC EN 61386
System tear-out strength >
-  -40 - 248°F
Short Periods 302°F
-  acc. to UL94 HB
-  RoHS

Part Number	Axes	Robot Model	Conduit	Retraction System	Strain Relief
18.29.001.01	A1-A6	Motoman GP25	M32/P29 (ID: 23.1mm)	no retraction system	No strain relief
18.36.001.01	A1-A6	Motoman GP25	M40/P36 (ID: 28.5mm)	no retraction system	Finger strain relief
18.36.011.01	A1-A3	Motoman GP25	M40/P36 (ID: 28.5mm)	no retraction system	Finger strain relief
18.36.021.01	A3-A6	Motoman GP25	M40/P36 (ID: 28.5mm)	through-arm design	No strain relief
19.29.001.01	A1-A6	Motoman GP50	M32/P29 (ID: 23.1mm)	no retraction system	Finger strain relief
19.36.001.01	A1-A6	Motoman GP50	M40/P36 (ID: 28.5mm)	no retraction system	Finger strain relief

*Custom non-populated or fully populated dresspacks for any type of industrial robot along all axes can also be requested.

Yaskawa Motoman GP180



20.48.021.01 Complete robotic dresspack, Axis 3-6, without retraction system, high-flex conduit with ID 36.7mm



20.48.321.01 omplete robotic dresspack, Axis 3-6, TecBox retraction system, 400mm stroke, high-flex conduit with ID 36.7mm











20.48.421.01 Complete robotic dresspack, Axis 3-6, TecLiner retraction system, 400mm stroke, high-flex conduit with ID 36.7mm

Product Information

Our robotic dresspacks offer effective cable protection for the most demanding robotic applications. Specifically designed for cable routing on Yaskawa Motoman GP180 robots, our dresspacks include mounting brackets, our high-flex EWX-PAE robotic conduit, effective strain relief and optionally, a retraction system for highly dynamic applications.

Conduit Specifications

-  Mod. Polyamide PA 12
-  According to IEC EN 61386
Crush Resistance: > 1200 N
-  According to IEC EN 61386
Cycles: > 5,000,000
-  According to IEC EN 61386
Tier: 4
-  According to IEC EN 61386
System tear-out strength > 100 N
-  -40 - 248°F
Short Periods 302°F
-  acc. to UL94 HB
-  RoHS

Part Number	Axes	Robot Model	Conduit	Retraction System	Strain Relief
20.48.021.01	A3-A6	Motoman GP180	M50/P48 (ID: 36.7mm)	no retraction system	Finger strain relief
20.48.321.01	A3-A6	Motoman GP180	M50/P48 (ID: 36.7mm)	TecBox, Size 48, 400mm	Finger strain relief
20.48.421.01	A3-A6	Motoman GP180	M50/P48 (ID: 36.7mm)	TecLiner, Size 48, 400mm	Finger strain relief

Murrplastik Systems Inc.
1175 US Hwy 50
Milford, OH 45150
USA: 513-201-3069
Canada: 647-260-9860
www.murrplastik.com

