



 SHUTTLEWORTH®

PACKAGING SOLUTIONS

PrH

PRODUCT
HANDLING

ACCUMULATING | CASE PACKING | COMBINING | DIVERTING | INFEEEDING
ORIENTING | REJECTING | STACKING AND MORE

THE SHUTTLEWORTH ADVANTAGE

As a leader in the product handling industry, Shuttleworth® offers product handling solutions to keep industries moving. We've developed hundreds of multi-purpose packaging applications for automotive, consumer, electronics, energy, food and beverage, healthcare, and more. Our custom solutions are designed specifically to the product, application and its environment.

We partner in collaboration with our customers to develop the best proven product handling solutions to meet their specific industry challenges and needs - delivering value through integrated automation.

INNOVATIVE. EXPERIENCE. EFFICIENT.

Since 1962, Shuttleworth has led the product handling industry with its custom product application designs. Our innovative Slip-Torque® roller technology is the foundation of our conveyor systems, providing low back pressure accumulation for gentle product handling of the most delicate and fragile products.

Shuttleworth's line of conveyors and specialty devices with stand rigorous testing and offer durability and reliability for peak performance and increased line efficiency.



LANE COMBINING WITH AN OVERHEAD PUSHER



PATTERN FORMATION FOR ROBOTIC CASE PACKER




PRODUCT ORIENTATION




BARCODE SORTING



ALUMINUM DESIGN WITH SLIP-TORQUE®
ROLLER TECHNOLOGY



BELT DRIVE



CHAIN DRIVE



EASY CLEAN™ 1000 WITH STAINLESS
TUBE ROLLERS

Conveyor Designs Built To Last

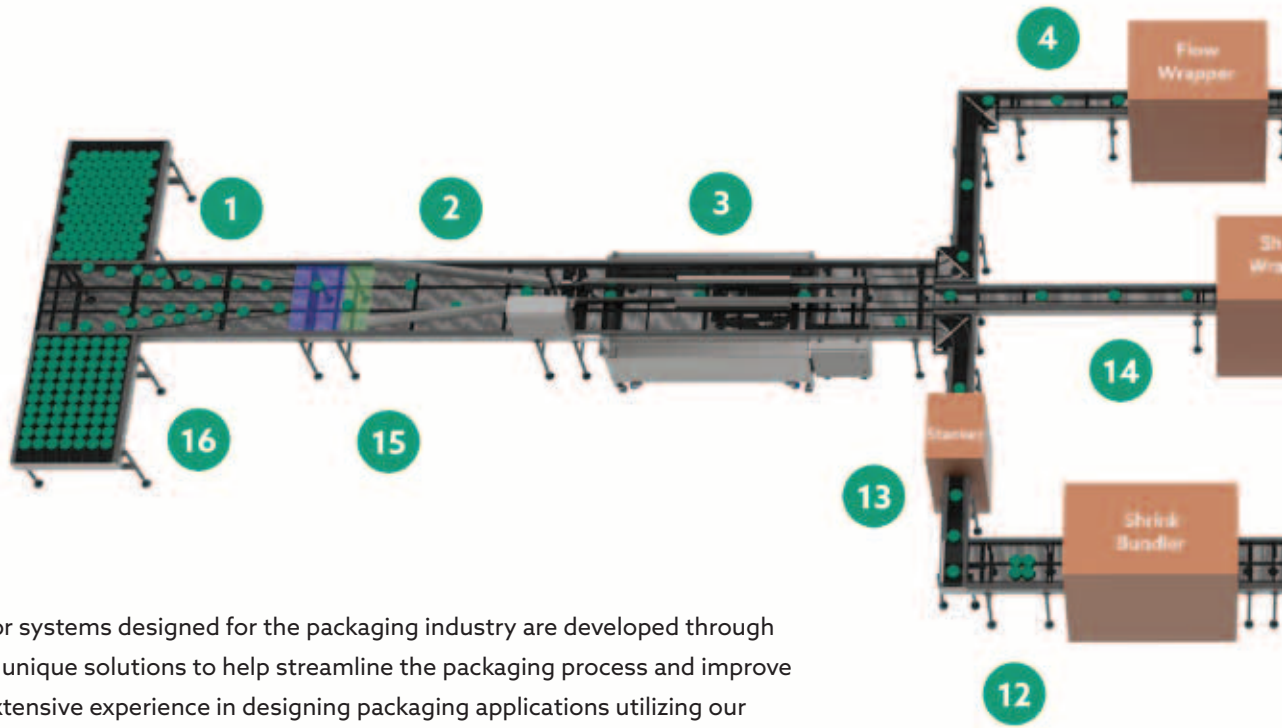
Shuttleworth's durable and reliable conveyor equipment is designed to operate in some of the most challenging environments. Our robust conveyor system designs feature Slip-Torque roller technology, equipped with slip-fit rollers to minimize product damage and close roller shaft centers to provide the maximum product stability. We build our custom conveyor systems to keep your production lines running at optimal performance with minimal interruptions. Our conveyors offer durability and reliability to ensure your production line is operating at peak performance with minimal downtime and changeovers. Distinct frame designs are the foundation of every conveyor system at Shuttleworth. Available in standard aluminum or sanitary stainless steel design, each conveyor is tailored specifically to the unique application requirements. Shuttleworth standard conveyors feature a bolted, aluminum construction to accommodate a variety of packaged or dry good applications.

The washdown design includes welded, #4 polished stainless steel construction to prevent cross contamination between the handling of different products and sanitary grade bearings to withstand high pressure, corrosive sanitation procedures. We also offer a superior corrosion-resistant 316-grade stainless steel washdown design suitable for chemical or irradiation applications. Chain and belt drive systems are available and based on application environment.

Precision and Gentle Product Handling

Positioning packaged products through an automated product handling system to a labeler, wrapper, case packer or palletizer requires consistent product control throughout to help streamline both the production and packaging processes.

PACKAGING HANDLING SOLUTIONS



Shuttleworth's conveyor systems designed for the packaging industry are developed through a variety of innovative, unique solutions to help streamline the packaging process and improve line efficiencies. Our extensive experience in designing packaging applications utilizing our revolutionary Slip-Torque technology combined with a variety of specialty devices, offers product handling with precision control to gently handle your products.



1 - LOOSE SINGLE ROWING




2 - POWERED GUIDES



3 - HIGH-SPEED DIVERTING




4 - FLOW WRAPPER INFEEED



5 - LANE COMBINING



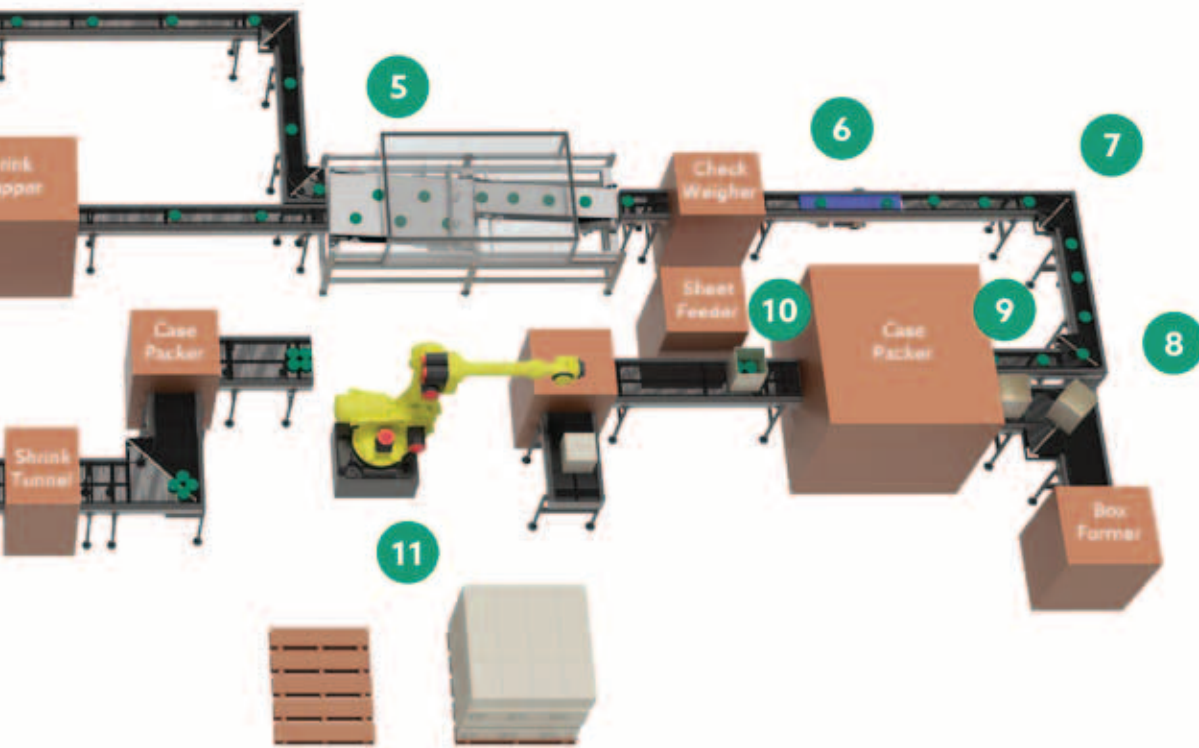
6 - REJECT DEVICE




7 - TAPERED ROLLER TURN



8 - TIGHT-RADIUS TURN



9 - TOP LOAD CASE PACKER
INFEED




10 - SHEET FEEDER INTERFACE



11 - PALLETIZING



12 - MULTI-PACKING
WRAPPER INFEED



13 - PRODUCT STACKING



14 - HIGH-SPEED GATED
WRAPPER INFEED



15 - SPEED CHANGE



16 - MULTI-LANE SINGLE
ROWING

SMARTFEED® FOR EFFICIENT PACKAGING

SmartFeed®

Shuttleworth offers a complete line of automated infeed conveyors for packaging machinery. Our unique Slip-Torque design with our low back pressure roller surface, allows for gentle accumulation and minimizes potential product damage while allowing the wrapper to properly space the products.

Interfacing with a SmartFeed is made easy by using powered, extended roller shafts that assist with transferring small products onto conveyors with large diameter tail pulleys. The entire SmartFeed line may be integrated with new OEM machinery or to existing machinery.

VFD SMARTFEED

The low back pressure SmartFeed controls the line pressure so the wrapper with a metering belt can more accurately position product. This will benefit the user with a more efficient running packaging line.

MULTI-PACKER SMARTFEED

Each Multi-Packer SmartFeed is designed to release a pattern of multiple products in time with a flighted or belted wrapper infeed. A product stop combined with an adjustable overhead brake control the number of products released to the wrapper.

GATED & HIGH-SPEED GATED SMARTFEED


The Gated SmartFeed & High-Speed Gated SmartFeed use a product stop to synchronize the release of the product to the flighted infeed of a wrapper. The combination of the low-pressure queue area, the speed change, and the product stop makes for a jam free operation. Gated infeeds operate at rates of 20 to 80 products per minute. The high-speed infeed will reach rates of 120 products per minute.

SERVO SMARTFEED

The Servo SmartFeed combines buffering and indexing into a single source solution for feeding packaging equipment without the use of devices. The unique Slip-Torque system monitors production flow and delivers this information to the wrapper for speed modulation. The Servo SmartFeed automatically synchronizes to the packaging machine so that products are precisely and consistently placed on the infeed of the wrapper or cartoner. This machine is designed for either an industrial or food application and has a Human Machine Interface (HMI) to accommodate variable product sizes.



VFD SMARTFEED



MULTI-PACKER SMARTFEED



GATED SMARTFEED



SERVO SMARTFEED

Packaging Applications Expertise

Our applications expertise goes beyond traditional conveyor manufacturers. Our team of knowledgeable applications engineers and industry experts is committed to helping customers discover the ideal solution for their specific product application needs.

Our packaging applications experience includes accumulating, combining, dividing, indexing, pattern forming, pushing, rejecting, rotating, single rowing, vision inspection and much more. In addition, ergonomic operator requirements can be taken into consideration and incorporated into the overall design.

From accumulating and pattern forming to multi-lane accumulation, Shuttleworth has a solution for you.

We develop innovations that will maximize production and help improve how your products are packaged for distribution across the globe.

We're more than simply a conveyor manufacturer - We're Shuttleworth.





From automotive and electronics, to paper conversion and pharmaceuticals, to food and consumer good markets and beyond, manufacturers across the globe rely on Shuttleworth's proven product handling solutions to increase line efficiency, maximize profitability, and minimize risk. As part of the ProMach Product Handling business line, Shuttleworth helps our packaging customers protect and grow the reputation and trust of their consumers. ProMach is performance, and the proof is in every package.

WORLD HEADQUARTERS - USA

10 Commercial Rd.,
Huntington, IN 46570
P: 800-444-7412 / 260-356-8500
F: 260-359-7810
E: Shuttleworth@ProMachBuilt.com
Shuttleworth.com

SHUTTLEWORTH SOUTHEAST ASIA

PO Box 36, Jinjang,
52000 Kuala Lumpur
Malaysia
T: 603-62767393
E: Shuttleworth.Asia@ProMachBuilt.com

SHUTTLEWORTH EUROPE

Karreweg 141A
B-9770 Kruishoutem
Belgium
T: +32-9-221-13 14
E: Shuttleworth.Europe@ProMachBuilt.com