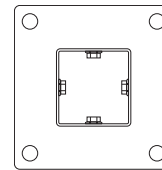


California Warehouse

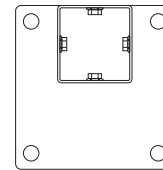
GUARD RAIL & COLUMNS



Model Number	Description	Weight (lbs)	List Price
Guard Rail - Heavy Duty			
GR-2	2' Guard Rail	14	\$84.00
GR-3	3' Guard Rail	19	\$113.00
GR-4	4' Guard Rail	23	\$136.00
GR-5	5' Guard Rail	28	\$162.00
GR-6	6' Guard Rail	33	\$170.00
GR-7	7' Guard Rail	38	\$203.00
GR-8	8' Guard Rail	43	\$208.00
GR-9	9' Guard Rail	47	\$228.00
GR-10	10' Guard Rail	52	\$246.00
Guard Rail Columns			
CS-1	Single Rail Column	31	\$130.00
CS-2	Double Rail Column	52	\$203.00
CSO-1	Single Rail Offset Column	31	\$130.00
CSO-2	Double Rail Offset Column	52	\$203.00
Optional Accessories			
LOA	Lift Out Adapter (Pair)	12	\$66.00
SG-3654A	Pedestrian Swing Gate (36-54")	38	\$495.00



Standard Column (CS)



Offset Column (CSO)




* All assembly and 3/4" anchoring hardware and caps included.
 * Bolt holes located on all four sides of the column.

BOLLARDS



Model Number	Description	Weight (lbs)	List Price
BO-4-42-MD	4" Diameter 42" H Bollard	38	\$134.00
BO-6-42-MD	6" Diameter 42" H Bollard	48	\$169.00

* Suggested 3/4" anchoring wedge bolts sold separately.



California Warehouse

POST PROTECTORS




Model Number	Description	Weight (lbs)	List Price
P12-3R	12" H Post Protector - 3.25" ID	10	\$34.00
P12-8	12" H Post Protector - 8.5" ID	15	\$53.00
CCP12	12" H Corner Column Protector	9	\$45.00
CCP42	42" H Tall Corner Column Protector	28	\$134.00

* Suggested 1/2" anchoring wedge bolts sold separately.

BP-12	12" H Bolt-On Post Protector	8	\$25.00
BP-24	24" H Bolt-On Post Protector	16	\$48.00

* Connecting bolts included.



P12-3R



P12-8



CCP-12



BP-24

RACK PROTECTORS - STANDARD STYLE



Model Number	Description	Weight (lbs)	List Price
Heavy Duty (3/8" Thickness)			
RP-48LH-HD	48" Left Hand	70	\$223.00
RP-48RH-HD	48" Right Hand	70	\$223.00
RP-48-HD	48" Double End	90	\$303.00
Medium Duty (1/4" Thickness)			
RP-42LH-MD	42" Left Hand	38	\$160.00
RP-42RH-MD	42" Right Hand	38	\$160.00
RP-48LH-MD	48" Left Hand	42	\$180.00
RP-48RH-MD	48" Right Hand	42	\$180.00
RP-48-MD	48" Double End	48	\$239.00

* Suggested 3/4" anchoring wedge bolts sold separately.



Left Hand



Right Hand



Double End